

# FIELDQUIP®

*...a cut above the rest!*



## PRODUCT CATALOGUE

EFFECTIVE - 1<sup>st</sup> APRIL, 2018



# Discover the difference at Fieldquip ...

Fieldquip Pty Ltd is located in Oakey on the Darling Downs and is a member company of the global Alamo Group.

At Fieldquip we are dedicated to providing robust, innovative and market leading equipment for vegetation management and agriculture.

We pride ourselves in being the category killer of slashing and mowing equipment, providing the most comprehensive range in Australia.

Our range covers slashing implements from 4 feet to 40 feet wide, flail mowers, reach mowers, remote control mowers, pasture toppers, finishing mowers to list a few.

Fieldquip is also well known for its extensive range of quality lifestyle implements. Fieldquip commenced manufacturing in June 2004 and today, 14 years on, we are still manufacturing quality implements in Australia. Fieldquip became a member company of the Alamo Group from USA in April 2014, along with our locally manufactured products we are now sourcing implements from our sister companies in the UK and USA significantly broadening our product offering.

## **Mission -**

Our mission is to provide quality implements that are reliable, value for money and exceed the expectations of tractor owners and operators throughout Australia and the South Pacific.

## **Vision -**

For every tractor owner in Australia and the South Pacific to be the proud owner of at least one Fieldquip Implement.

## **We take responsibility for QUALITY ...**

Fieldquip implements and services will be "a cut above the rest". We will deliver excellence, strive for continuous improvement and respond vigorously to change. Each member of the team is responsible for the quality of whatever we do.

## **We deliver CUSTOMER satisfaction ...**

We are dedicated to satisfying our customers. We believe in always respecting our customers, listening to their requests and understanding their expectations. We will strive to exceed their expectations in affordability, quality and on-time delivery.

## **We provide LEADERSHIP as a company and as individuals ...**

Fieldquip's leadership is founded on our diligent employees' abilities in effectively applying their

training, innovativeness and business management skills. We add more value at lower cost with faster response. We each lead in our competence, creativity and teamwork.

## **We act with INTEGRITY in all we do...**

We are all individually responsible for upholding utmost standards of behaviour, including honesty and fairness in all aspects of our work. We accomplish our commitments as responsible citizens and employees. We will consistently treat our customers, the community and company property with the respect they deserve.

## **We value Fieldquip Australia PEOPLE ...**

We treat one another with high respect and mutually discuss, collaborate, listen and share information and ideas. We offer education and training needed to help our people grow in their knowledge and skill. We are committed to honesty and trust in all relationships.

## **We consider our SUPPLIERS as vital team members ...**

We owe our suppliers the same respect that we show to our customers. Our suppliers deserve fair and reasonable treatment, clear agreements and honest feedback on their performance and support. We consider for our suppliers' requirements in conducting all aspects of our business.




SINGLE ROTOR SLASHERS	2
MULTI SPINDLE SLASHERS/MULCHERS	10
FLEX WING SLASHERS	15
FINISHING MOWERS	27
MULTI DECK FINISHING MOWERS	32
PASTURE TOPPERS	35
OFFSET MOWERS	37
REMOTE CONTROLLED ROTARY MOWER	38
FLAIL MOWERS/COLLECTORS	39
OUT FRONT DECKS	41
REACH MOWERS	44
CULTIVATORS	48
POST HOLE DIGGERS	50
TILLERS	51
GRADER BLADES	53
IMPLEMENTS	57
TANKERS	66

# SABRE SERIES SLASHERS

**FIELDQUIP**   
...a cut above the rest!

- Suits 18-40HP tractors
  - SABRE range of offsettable rotary slashers
  - 5mm deck
  - Cat I
  - Adjustable skids
  - Floating top link
  - PTO driveshaft
  - Friction clutch
  - Front & rear chain guards
  - Available in red or green.
- Other colours available on request.



SABRE 1500 SHOWN WITH STANDARD FEATURES

Model	Working Width	Weight	HP (Min.)	RRP ex GST	RRP inc GST
SBR12-500	1.2m (3'6")	180	18	\$2,295.00	\$2,524.50
SBR15-500	1.5m (4'6")	250	20	\$2,495.00	\$2,744.50
SBR18-500	1.8m (6')	295	25	\$2,995.00	\$3,294.50

## Options

	RRP Ex. GST	RRP Inc. GST
Combination Friction & Overrun Clutch.....	\$295.00	\$324.50
Grass Flow Spreader Vane Fitted.....	\$150.00	\$165.00
50HP Gearbox Option.....	\$395.00	\$434.50
Wheelkit (adjustable).....	\$435.00	\$478.50



Photos may contain optional extras. All prices are ex-works (Oakey Qld). Prices and specifications may change without notice.



# LE SERIES SLASHERS

**FIELDQUIP**   
...a cut above the rest!

- Suits 30-75HP tractors
- 5mm galvanised deck
- Cat I & II
- Adjustable skids
- Pivoting headstock with chain backstays
- PTO driveshaft
- Friction clutch
- Front & rear chain guards
- Standard to suit 30-75 HP tractors
- Spec up with 100 HP gearbox to suit 100 HP tractors
- Gearbox available in red or yellow. Other colours available on request



LE-80 SHOWN WITH STANDARD FEATURES

Model	Working Width	Weight	HP (Min.)	Finish	RRP ex GST	RRP inc GST
LE60-920	1.5m (5')	350	30	Galvanised Deck	\$3,995.00	\$4,394.50
LE70-920	1.8m (6')	420	45	Galvanised Deck	\$4,395.00	\$4,834.50
LE80-920	2.0m (6'8")	500	50	Galvanised Deck	\$5,250.00	\$5,775.00

## Options

	RRP Ex. GST	RRP Inc. GST
Combination Friction & Overrun Clutch.....	\$435.00	\$478.50
Grass Flow Spreader Vane Fitted.....	\$275.00	\$302.50
100HP Gearbox Option.....	\$795.00	\$874.50
Wheelkit (adjustable).....	\$850.00	\$935.00



Photos may contain optional extras. All prices are ex-works (Oakey Qld). Prices and specifications may change without notice.

SINGLE ROTOR SLASHERS

# XHD SERIES SLASHERS

**FIELDQUIP**   
...a cut above the rest!

- 150 HP 540 rpm high-speed gearbox
  - Multi-plate, asbestos free, brass impregnated friction clutch
  - Heavy duty monocoque pressed 6mm deck plate
  - Clean body lines to minimise grass build up
  - Hot dipped galvanised deck
  - Pivoting headstock with chain backstays
  - Adjustable height, high clearance skids
  - Heavy duty spring steel blade carrier
  - Heavy duty swing back lift blades
  - Front and rear chain guards
  - Adjustable height castor wheels
  - Painted components finished in high quality durable two pack polyurethane
  - Painted components available in red or green.
- Other colours available on request.



XHD 80 SHOWN WITH ALL STANDARD FEATURES

Model	Working Width	Weight	HP (Min.)	Finish	RRP ex GST	RRP inc GST
XHD70-900	1.8m (6')	700	50	Galvanised Deck	\$12,595.00	\$13,854.50
XHD80-900	2.0m (6'8")	880	70	Galvanised Deck	\$14,695.00	\$16,164.50
XHD90-900	2.2m (7'2")	980	85	Galvanised Deck	\$15,995.00	\$17,594.50

## Options

## RRP Ex. GST

## RRP Inc. GST

4 Blade - standard blade carrier double stacked, fitted with 2 stepped & 2 straight blades.....	\$874.50	\$961.95
Offset 200mm to the right - MUST be specified when ordering.....	\$654.50	\$719.95
Sign Rack (complete with 4 signs).....	\$1,495.00	\$1,644.50
Tool Box.....	\$1,094.50	\$1,203.95
Support Legs.....	\$654.50	\$719.95
Hydraulic Fan.....	\$4,394.50	\$4,833.95
Rear Lights.....	\$434.50	\$477.95
Extra Wheelkit for XHD-70.....	\$984.50	\$1,082.95



XHD SHOWN WITH OPTIONAL  
SIGN RACK FITTED

Photos may contain optional extras. All prices are ex-works (Oakey Qld). Prices and specifications may change without notice.



# LCT SERIES SLASHERS

**FIELDQUIP**   
...a cut above the rest!

- TPL Cat and II
- Flex Tower
- Laminated Spring Steel Blades and Beams
- High Speed I30 HP Gearbox
- 4 Plate Clutch Protection
- Rear Stone Guard
- Adjustable Skids
- 300mm Side Depth
- 6mm Clean Top Design
- Side Plates also 6mm
- Front and Rear Safety Chains
- Single 400 x 8 Solid Monofill Castor Wheels for LCT72
- Twin 400 x 8 Solid Monofill Castor Wheels for LCT94
- Galvanised as standard with painted trim



LCT72 SLASHER

Model	Working Width	Weight	HP (Min.)	RRP ex GST	RRP inc GST
LCT72	1.8m (6')	750 kg	60	\$12,595.00	\$13,854.50
LCT84	2.15m (7)	850 kg	70	\$14,695.00	\$16,164.50
LCT94	2.35m (7'10")	1,000 kg	90	\$15,995.00	\$17,594.50

FOR OPTIONS SEE LXCT SERIES BELOW

# LXCT SERIES SLASHERS

**FIELDQUIP**   
...a cut above the rest!

- TPL Cat and II
- Heavy Duty Flex Tower
- Laminated Spring Steel Blades & Beams
- High Speed Extreme Duty Gearbox 150hp
- 4 Plate Clutch Protection
- Rear Stone Guard
- Adjustable Skids
- Front & Rear Safety Chains
- 300mm Side Depth
- 6mm Clean Top Design

- Side Plates also 6mm
- Single 500 x 10 Monofill Castor Wheels for LXCT6
- Twin 500 x 10 Monofill Castor Wheels for LXCT7 & LXCT8
- Galvanised as standard with painted trim
- Optional Safety Stands



LXCT8B SLASHER

Model	Working Width	Weight	HP (Min.)	RRP ex GST	RRP inc GST
LXCT6B	1.8m (6')	850 kg	70	\$14,595.00	\$16,054.50
LXCT7B	2.15m (7)	980 kg	80	\$15,495.00	\$17,044.50
LXCT8B	2.35m (7'10")	1,080 kg	100	\$17,895.00	\$19,684.50

## Options

	RRP Ex. GST	RRP Inc. GST
Cat III Tower for LCT, LXCT .....	\$726.00	\$798.60
Sign Rack (complete with 4 signs) .....	\$1,495.00	\$1,644.50
Tool Box .....	\$1,094.50	\$1,203.95
Support Legs .....	\$654.50	\$719.95
Hydraulic Fan .....	\$4,394.50	\$4,833.95
Rear Lights .....	\$434.50	\$477.95
Extra Wheelkit for LCT72 & LXCT6B .....	\$984.50	\$1,082.95

Photos may contain optional extras. All prices are ex-works (Oakey Qld). Prices and specifications may change without notice.

# LCL SERIES SIDE THROW ORCHARD MOWER

**FIELDQUIP**   
...a cut above the rest!

- TPL Cat and II
- Available in 1.8m, 2.1m
- Flex Tower
- Heavy duty rear castor
- Ideal for Orchards



**LCL7**

The LCL Series side discharge rotary slasher is a must have in every orchard. The LCL Series directs the grass clippings easily and efficiently under the tree line. Many orchardists have proved that depositing grass clippings under the trees aids in moisture retention and establishment of good bacteria. This in turn can help in the health of the trees and thus increase the yield.

The LCL comes standard with a 75 Hp gearbox and can be optioned up with a 100 Hp gearbox. The LCL Series has a heavy duty 5mm galvanised deck construction, heavy duty floating A-frame, friction clutch, adjustable side shoot, two front adjustable rollers and a single adjustable tail wheel.

This is a truly robust side discharge slasher and is available in 1.8m and 2.1m cutting widths.

Model	Working Width	Weight	HP (Min.)	RRP ex GST	RRP inc GST
LCL6	1.8m (6')	650 kg	65	\$11,995.00	\$13,194.50
LCL7	2.15m (7')	750 kg	75	\$12,995.00	\$14,294.50

# LXSP SOIL PROFILER

**FIELDQUIP**   
...a cut above the rest!

- EHD Gearbox
- Galvanised deck
- One 500 x 10 wheel to rear
- Ideal for Macadamias



**LXSP5 SLASHER**

LXSP5 Soil Profiler is a great implement for maintaining healthy Macadamia, Citrus and Avocado orchards. The LXSP5 granulates the soil in the centre of the rows and throws it under the tree line providing an easy and efficient method to cover exposed roots and rejuvenate the soil around the trees.

The LXSP5 can also be used for levelling between the trees and creating a shallow V-drains to channel water away from the tree line.

The LXSP5 is built tough, the super duty gearbox and heavy duty deck construction has been time proven.

The LXSP5 has two front adjustable rollers, rear adjustable castor wheel, hydraulic deflector control and hydraulically adjustable cutting angle.

Model	Working Width	Weight	HP (Min.)	RRP ex GST	RRP inc GST
LSXP5	1.5m	700 kg	50	\$19,995.00	\$21,994.50



# DESTROYER SCRUB CUTTER

The Destroyer is a formidable machine designed to cut and pulverise heavy scrub and forestry re-growth.

The heavy duty Destroyer features a 12 millimetre steel deck fabricated to the highest standards coupled with a 70 millimetre gearbox mounting point both of which are fully reinforced to protect against any metal fatigue. The drive is taken through a massive bevel gearbox; continuous rated at 150hp with a four plate slip clutch for shock protection.

Beneath the deck are three huge free swinging blades weighing 7kg each and all performing like spinning axes with a tip speed of 83 metres per second.

- 1.9 metre cutting width
- 100hp minimum tractor power requirement
- Heavy duty 150hp gearbox
- Four plate slip clutch protection
- All steel 12 millimetre deck construction
- Adjustable skids
- Dual edged blades for bi-directional cutting
- 3 x 7kg heavy duty cutting blades
- Rear bull bar
- Ideal for reverse drive

Model	Working Width	Weight	HP (Min.)	RRP ex GST	RRP inc GST
DESTROYER	1.9m (6'3")	1080 kg	100	\$16,995.00	\$18,694.50





# BUSH HOG IO SERIES SLASHERS



Grass, weeds, and small brush are no match for these authentic Bush Hog® built cutters. Available in 5-foot, 6-foot, and 7-foot cutting widths, the BHIO Series Rotary Cutters are designed to deliver superior performance in tough conditions, day after day, year after year.

- Below Deck Structure of strongbacks and gearbox stand allows for a smooth top deck which sheds water and debris.
- Side Bands with welded skids are continuously welded and tied together through the integrated gearbox stand.
- Rear Band is continuously welded and curved to resist bending going forward and backing up.
- Tail Wheel Beam has 3/16-inch wall and is clamped between two heavy steel plates for a secure fit to resist side loads during turns.
- Bush Hog® Blades made especially for Bush Hog® feature the unique Bush Hog® brand, and they are forged and heat treated for long-lasting sharpness.
- Bush Hog® Gearboxes that survived our impact test, unbalanced test, and durability test. The splined output shafts with tapered roller bearings resist thrust and side loads as the pan pushes the cutter up or to the side of large obstacles like rocks or stumps.
- Laminated Tail Wheel with laminated style rubber featured on larger Bush Hog® cutters that clear fields.
- Full Length Skids with 1/4-inch skids run one-half the length of the deck to protect side bands and add strength that resists bending.

Model	Working Width	Weight	HP (Min.)	Finish	RRP ex GST	RRP incl GST
BH15-2R	1.5m	288 kg	25 - 40	Painted	\$3,895.00	\$4,284.50
BH15-2R G	1.5m	288 kg	25 - 40	Galvanised	\$4,995.00	\$5,494.50
BH16-2R	1.8m	346 kg	30 - 45	Painted	\$4,495.00	\$4,944.50
BH16-2R G	1.8m	346 kg	30 - 45	Galvanised	\$5,695.00	\$6,264.50
BH17-2R	2.1m	464 kg	50 - 70	Painted	\$5,795.00	\$6,374.50
BH17-2R G	2.1m	464 kg	50 - 70	Galvanised	\$6,995.00	\$7,694.50



Photos may contain optional extras. All prices are ex-works (Oakey Qld). Prices and specifications may change without notice.



# BUSH HOG 20 SERIES SLASHERS



Bush Hog®'s BH20 Series Rotary Cutters bring our famous reliability to brush cutting and weed and grass mowing for farms, estates, and highway right-of-way mowing. Built with Bush Hog®'s tough features, this series delivers superior performance the first day on the job and for years to come.

- Easy clean sloped IO-Gauge Decks built to eliminate trash build up and water traps.
- 1/4-inch Sidebands are continuously welded. Formed of 1/4-inch thick steel, they are 12 1/2-inches deep and able to handle large volumes of material.
- Replaceable Full Length 1/4-Inch Skids run one-half the length of the deck to protect side bands and add strength that resists bending.
- Bush Hog® Gearboxes that survived our impact test, unbalanced test, and durability test. The splined output shafts with tapered roller bearings resist thrust and side loads as the pan pushes cutter up or to the side of large obstacles like rocks or stumps.
- Powder Coat Paint in colors that match today's tractors is baked on to resist rust and nicks through years of rugged work.
- 5-Year Gearbox Limited Warranty comes with each new BH20 Series Cutter.
- Tail Wheel Beam has 3/16-inch wall and is clamped between two heavy steel plates for a secure fit to resist side loads during turns. Dual tail wheels available on BH27.

Model	Working Width	Weight	HP (Min.)	Finish	RRP ex GST	RRP incl GST
BH25-2R	1.5m	410 kg	35	Painted	\$4,995.00	\$5,494.50
BH25-2R G	1.5m	410 kg	35	Galvanised	\$6,295.00	\$6,924.50
BH26-2R	1.8m	496 kg	45	Painted	\$5,595.00	\$6,154.50
BH26-2R G	1.8m	496 kg	45	Galvanised	\$6,995.00	\$7,694.50
BH27-2R	2.1m	602 kg	55	Painted	\$6,595.00	\$7,254.50
BH27-2R G	2.1m	602 kg	55	Galvanised	\$7,995.00	\$8,794.50





# GEARMOWER SERIES SLASHERS



## HEAVY DUTY 2 & 3 ROTOR SLASHERS

- Gear drive rear discharge slasher
- Cat I & II
- Adjustable skids
- PTO drive shaft
- Multi plate asbestos free brass impregnated friction clutch
- Heavy duty monocoque pressed 6mm deck plate
- Clean body lines to minimise grass build up
- Pivoting headstock with chain backstays
- Adjustable height high clearance skids
- Extra heavy duty spring steel laminated blade carrier
- Heavy duty swing back heat treated lift blades
- Front and rear chain guards
- Twin heavy duty adjustable height rear castor wheels
- Galvanised deck standard
- Painted components available in red or green.  
Other colours available on request.



GEARMOWER330

Model	Gearbox Rating	Working Width	HP (Min.)	RRP ex GST	RRP inc GST
GM23-900	150hp	2.3m (7'6")	60	\$18,695.00	\$20,564.50
GM30-900	150hp	3.0m (10')	75	\$21,295.00	\$23,424.50
GM33-900	150hp	3.3m (11')	80	\$21,995.00	\$24,194.50
GM36-900	150hp	3.6m (12')	100	\$22,995.00	\$25,294.50

### Options

### RRP Ex. GST

### RRP Inc. GST

Mulching Option - standard blade carrier double stacked fitted with 2 stepped & 2 straight blades per rotor add .....

\$544.50/rotor

\$598.95/rotor



Photos may contain optional extras. All prices are ex-works (Oakey Qld). Prices and specifications may change without notice.



# MJ RANGE ROTARY MULCHER



The award winning range of Cyclone Mowers has been designed to do the work of a flail mower but requires a fraction of the power and fuel that a flail mower would consume.

These machines are strong, rugged and robust; specifically designed for use in set-aside, forestry margin management and sensitive environmental scrubland control. This machine easily copes with the toughest of conditions including shrub, saplings, gorse and brush. It is ideal for the clearance of arable stubble, maize and rapeseed crops.

Strenx™ 700 MC high-strength steel is used in the manufacture of these machines. This material is stronger than steel traditionally used in machinery manufacturing. The undersole discs are produced from Hardox® 450, a wear and abrasion resistant steel. An optional side shift unit is available which allows the operator



- Can be front or rear mounted (to be specified when ordering)
- Patented 'blender' double chop blade system
- 25% less power and fuel consumption required than a similar sized flail machine Impact shock reducing swinging hardened spring steel blades
- Low maintenance machine with less wearing parts than a flail mower
- Heavy duty rear roller

Model	Working Width	Weight	HP (Min.)	Rotors	RRP ex GST	RRP incl GST
MJ30-200	2.0m (6'5")	600kg	50-100	3	\$14,495.00	\$15,944.50
MJ30-250	2.50m (8'1")	785kg	70-120	4	\$16,795.00	\$18,474.50
MJ30-300	2.85m (9'4")	890kg	80-140	3	\$19,995.00	\$21,994.50
MJ30-350	3.50m (11'5")	1120kg	90-140	5	\$27,995.00	\$30,794.50
MJ30-420	4.43m (14'6")	1265kg	100-150	6	\$31,995.00	\$35,194.50
MJ30-560	5.60m (18'4")	1680kg	110-150	8	\$53,295.00	\$58,624.50



Photos may contain optional extras. All prices are ex-works (Oakey Qld). Prices and specifications may change without notice.



# MULTICUT 430 SLASHERS



The Multicut 430 is a 3 point linkage mounted wide area mower capable of high output in varied conditions from parkland to open pasture.

The machine features three rotors, each with double blade holders and robust 13 millimetre thick spring steel blades capable of cutting and mulching scrub up to 80 millimetre thickness. The special high-lift blades combined with the unique design of the under-deck provide a uniform full width, fanned spread of mulched mowings, leaving a very professional finish.

The Multicut 430 incorporates floating linkage combined on this model with wing float. Height adjustment is achieved via four trailing wheels and replaceable side skirts offer protection on the most uneven ground contours.

- 4.3 metre cutting width
- 70hp minimum tractor power requirement
- Hydraulically folds to transport width of 1.9 metre
- Slip clutch protection
- Accurate height control via rear castor wheels
- Puncture resistant laminated tyres
- Anti-scalp rotor protection dishes
- 6 x heavy duty cutting blades (2 per rotor)
- Floating linkage
- Replaceable full length side skirts

Model	Working Width	Weight	HP (Min.)	Rotors	RRP ex GST	RRP incl GST
MULTICUT 430	4.3m (14'1")	1450 kg	70	3	\$27,995.00	\$30,794.50



Photos may contain optional extras. All prices are ex-works (Oakey Qld). Prices and specifications may change without notice.



# TW SERIES SLASHERS



- Large Mowing Jobs
- Pasture Maintenance
- Orchard Applications
- Shredding Stalks
- Cutting material up to 2" diameter

The design and the amount of deck bracing found on the Rhino TW120 and TW144 makes the Rhino deck weldment one of the strongest in the industry. The deck is braced side-to-side and front-to-rear to help provide years of service



Double torque dampeners



Square shouldered blade bolts standard

Model	Working Width	Weight	HP (Min.)	Finish	RRP ex GST	RRP inc GST
RHTW120-G 3PL	3.0m	886kg	60	Galvanised Deck	\$18,995.00	\$20,894.50



Photos may contain optional extras. All prices are ex-works (Oakey Qld). Prices and specifications may change without notice.

MULTI SPINDLE SLASHERS/MULCHERS

# TURBO SERIES SLASHERS

**FIELDQUIP**   
...a cut above the rest!



Designed for demanding agricultural, commercial and industrial mowing applications.

- Farms
- Commercial Lots
- Industrial Sites
- Groves or Orchards
- Wildlife Management Areas

The super-duty Rhino® Turbo 96 & 120 rotary cutters are designed for use in demanding agricultural, commercial and industrial mowing applications.

These units set the standard for premium design and performance in multi-spindle rotary cutters.

Features include the patented Turbo Dome™ double deck design which incorporates a smooth top deck sheet for easy clean off and a lower deck sheet for protection from debris.

Safety features include shielded drivelines and gearboxes and your choice of rubber deflectors, single chains, or double chain guards.

High horsepower gearboxes and a Cat 4 main driveline make for unmatched power transmission that enhances blade tip speed, and cut capacity.

The cross-braced blade pan, 5 Year Gearbox Warranty, greasable pivot bushings on the rear axle (Pull type only), dual 10 gauge Turbo Domed deck, and 1/4" x 10" side skirts make this cutter RHINO TUFF!

Turbo Dome™ double deck that is domed for easy clean off and minimal material build up.

High horsepower rated gearboxes.

Highest maximum cutting capacity ratings in their respective size classes.

Smooth, obstruction free underside of the deck for efficient material flow through the cutting chamber.

Deep decks to handle larger volumes of material more easily.

Cross-braced pan blade carriers for greater durability.

Model	Working Width	Weight	HP (Min.)	Finish	RRP ex GST	RRP inc GST
RHTR96-G 3PL	2.4m	907kg	55	Galvanised Deck	\$18,995.00	\$20,894.50
RHTR120-G 3PL	3.0m	1173kg	80	Galvanised Deck	\$21,995.00	\$24,194.50

Photos may contain optional extras. All prices are ex-works (Oakey Qld). Prices and specifications may change without notice.



# RHINO TS SERIES FLEX WING SLASHERS

**FIELDQUIP**   
...a cut above the rest!

FLEX WING SLASHERS



- Equal angle pivoting tongue and direct acting suspension system for uneven terrain.
- Designed for tractors with 35 - 60 PTO HP.
- Short turning radius for small areas.
- 13 mm cutting capacity.
- Smooth decks for easy cleaning and unobstructed underside for airflow through the high volume cutting chamber!
- Low tongue weight for smaller horsepower tractor applications.
- Provides dramatic reduction in mowing time compared to most rigid deck cutters.
- Unique "wing-bar" blade carrier protects the gearbox output shaft with minimal weight.
- Large center section skid shoes and tapered wing shoes provide anti-scalping protection.
- Designed for 540 RPM PTO tractors.
- Chain guards included for protection.

Model	Working Width	Weight	HP (Min.)	Finish	RRP ex GST	RRP inc GST
RHTS12	3.6m	1247kg	35	Painted	\$26,995.00	\$29,694.50
RHTS12-G	3.6m	1390kg	35	Galvanised Deck	\$28,995.00	\$31,894.50



Photos may contain optional extras. All prices are ex-works (Oakey Qld). Prices and specifications may change without notice.

# RHINO APEX 3150 SERIES FLEX WING SLASHERS

**FIELDQUIP**   
...a cut above the rest!

- Farm Use
- General Mowing
- Pasture Maintenance
- Roadside Mowing
- Shredding Stalks



Model	Working Width	Weight	HP (Min.)	Finish	RRP ex GST	RRP inc GST
RH3150	4.5m	2355 kg	50	Painted	\$33,995.00	<b>\$37,394.50</b>
RH3150-G	4.5m	2355 kg	50	Galvanised Deck	\$38,995.00	<b>\$42,894.50</b>



#### UNIQUE BLADE PAN CARRIER

Strong and durable stump jumper.



#### LED LIGHT KIT

State of the art LED's are incorporated into a sleek highly durable housing that will provide years of trouble free protection and safety.



#### PIVOT HITCH

Unique locking clevis device for ease of hooking up.



#### SMOOTH DOME DECK

Less clutter, easy to clean with larger cutting chamber.



#### INDEPENDENT SUSPENSION

Simple, no moving parts.



#### SAFETY COVER

Quick access for easy maintenance.

Photos may contain optional extras. All prices are ex-works (Oakey Qld). Prices and specifications may change without notice.



# RHINO EPIC 4150 SERIES FLEX WING SLASHERS

**FIELDQUIP**   
...a cut above the rest!

FLEX WING SLASHERS

- Suitable for clearing brush up to 100mm in diameter
- Commercial Mowing
- Farm Use
- General Mowing
- Heavy-duty agricultural use
- Industrial mowing
- Pasture Maintenance
- Right-of-way mowing
- Roadside mowing
- Shredding crops
- Shredding Stalks
- Galvanised Deck standard



Model	Working Width	Weight	HP (Min.)	Finish	RRP ex GST	RRP inc GST
RH4150-G	4.5m	2447 kg	60	Galvanised Deck	\$41,695.00	\$45,864.50
RH4150	4.5m	2447 kg	60	Painted	\$37,995.00	\$41,794.50



## UNIQUE BLADE PAN CARRIER

Strong and durable stump jumper. Shown with optional deck ring.



## LED LIGHT KIT

State of the art LED's are incorporated into a sleek highly durable housing that will provide years of trouble free protection and safety.



## PIVOT HITCH

Unique locking clevis device for ease of hooking up.



## SMOOTH DOME DECK

Less clutter, easy to clean with larger cutting chamber.



## INDEPENDENT SUSPENSION

Simple, no moving parts.



## SAFETY COVER

Quick access for easy maintenance.

Photos may contain optional extras. All prices are ex-works (Oakey Qld). Prices and specifications may change without notice.

# RHINO ICON 5150 SERIES FLEX WING SLASHERS

**FIELDQUIP**   
...a cut above the rest!



- Suitable for clearing brush up to 127mm in diameter
- Commercial mowing
- Heavy-duty agricultural use
- Industrial mowing
- Right-of-way mowing
- Available in Galvanised deck only

Model	Working Width	Weight	HP (Min.)	Finish	RRP ex GST	RRP inc GST
RH5150-G	4.5m	2556 kg	70	Galvanised Deck	\$44,995.00	\$49,494.50



## UNIQUE BLADE PAN CARRIER

Strong and durable stump jumper. Shown with optional deck ring.



## LED LIGHT KIT

State of the art LED's are incorporated into a sleek highly durable housing that will provide years of trouble free protection and safety.



## PIVOT HITCH

Unique locking clevis device for ease of hooking up.



## SMOOTH DOME DECK

Less clutter, easy to clean with larger cutting chamber.



## INDEPENDENT SUSPENSION

Simple, no moving parts.



## SAFETY COVER

Quick access for easy maintenance.



# RHINO 6200 SERIES FLEX WING SLASHERS

**FIELDQUIP**   
...a cut above the rest!

- Mowing heavy grass and weeds
- Available 540 or 1000 rpm drives
- Three blade carrier choices
- Deck rings included as standard
- Easy to clean



- Heavy Duty 6200 Flex Wing Rotary Cutters!
- Divider gearbox rated for 250 HP, with outboard boxes rated at 225 HP, each with a 6-year limited warranty!
- Category 6 CV main drive and Category 6 wing drivelines are standard, with 2 year limited driveline warranty!
- Smooth top center deck is one of the strongest and easiest to clean of any cutter in the industry!
- Obstruction-free underside of deck for enhanced airflow in the cutting chamber to distribute cut material evenly.
- 114 mm diameter cut capacity and fast blade tip speeds for a clean cut in heavy mowing applications!
- Three blade carrier choices are available to match your application needs.
- Available with 540 or 1000 RPM drives.
- Deck Rings included as standard.

Model	Working Width	Weight	HP (Min.)	Finish	RRP ex GST	RRP inc GST
RH6200-G	6.0m	3580 kg	80	Galvanised Deck	\$52,995.00	\$58,294.50

Photos may contain optional extras. All prices are ex-works (Oakey Qld). Prices and specifications may change without notice.

FLEX WING SLASHERS

# MULTICUT 460

## FLEX WING SLASHERS



The Multicut 460 has an award winning heritage of reliability and performance that sets it apart from the rest. Each rotor carries three high-lift swinging blades to provide an exceptionally clean cut and even spread of material.

The robust, spring steel blades will produce a fine finish on amenity parkland and paddocks or cut and mulch heavy set-aside and light scrub with ease.

The durability designed into this mower makes it the first choice of intensive users throughout the world where reliability is paramount.

- 4.6 metre cutting width
- 70hp minimum tractor power requirement
- Heavy duty 250hp input gearbox
- Heavy duty II 6 hp and III hp rotor gearboxes
- Slip clutch protection
- 8 pneumatic rear wheels
- Anti-scalp rotor protection dishes
- 9 x heavy duty cutting blades (3 per rotor)
- Floating wings
- Rear lighting kit

Model	Working Width	Weight	HP (Min.)	Rotors	RRP ex GST	RRP incl GST
<b>MULTICUT 460</b> (1000RPM)	4.6m (15'1")	2310 kg	70	3	\$48,995.00	<b>\$53,894.50</b>
<b>MULTICUT 460</b> (540RPM)	4.6m (15'1")	2310 kg	70	3	\$51,495.00	<b>\$56,644.50</b>

### Options

	RRP Ex. GST	RRP Inc. GST
Starcut Blades (x9).....	\$695.00	<b>\$764.50</b>
Swivel Towing Eye.....	\$395.00	<b>\$434.50</b>



Photos may contain optional extras. All prices are ex-works (Oakey Qld). Prices and specifications may change without notice.



# MULTICUT 620 FLEX WING SLASHERS

**FIELDQUIP**   
...a cut above the rest!

The extra output Multicut 620 folding wing mower sets the standards in cutting performance with a total of 15 heavy duty cutting blades as standard ensuring the finest chop in fine grasses through to light scrub.

The evenness of spread from the five rotors is unrivalled leaving a clean finish and high output unmatched by competitive three rotor machines of the same width.

With a six gearbox driveline, each with slip clutch protection, the power is evenly spread to deliver exceptional reliability and durability. The high output 6.2 metre cutting width enables over 6 hectares per hour to be cleared and the compact 2.8 metre transport width ensures that transport between sites is safe and efficient.

- 6.2 metre cutting width
- 90hp minimum tractor power requirement
- Heavy duty 250 hp input gearbox
- Heavy duty II 6 hp and III hp rotor gearboxes
- Slip clutch protection
- 8 pneumatic rear wheels
- Anti-scalp rotor protection dishes
- 15 x heavy duty cutting blades (3 per rotor)
- Floating wings
- Rear lighting kit

Model	Working Width	Weight	HP (Min.)	Rotors	RRP ex GST	RRP incl GST
MULTICUT 620	6.2m (20'4")	2850 kg	90	5	\$58,995.00	\$64,894.50

## Options

	RRP Ex. GST	RRP Inc. GST
Starcut Blades (x 15).....	\$995.00	\$1,094.50
Swivel towing eye.....	\$395.00	\$434.50
6 spline input PTO (in ex for 21 spline input PTO).....	In Leiu	In Leiu



Photos may contain optional extras. All prices are ex-works (Oakey Qld). Prices and specifications may change without notice.

# MULTICUT 820

## FLEX WING SLASHERS



When it comes to performance the high output Multicut 820 will go way beyond your expectations delivering a massive 8.2 metres of cutting width to effectively eat your way through the workload.

Match the Multicut 820 with a powerful tractor and output upwards of 90 hectares per day is achievable.

The Multicut 820 is robust in construction like its smaller Multicut 620 and Multicut 460 siblings, and in addition is also configured with full width walking axles and hydragas suspension to reduce shock loading. Featuring a six gearbox driveline, each with slip clutch protection, the power is evenly spread to deliver exceptional reliability and durability across the full cutting width.

- 8.2 metre cutting width
- 150 hp minimum tractor power requirement
- Heavy duty 250 hp input gearbox
- Heavy duty I4I hp and III hp rotor gearboxes
- Slip clutch protection
- 8 pneumatic rear wheels
- Anti-scalp rotor protection dishes
- 15 x heavy duty cutting blades (3 per rotor)
- Floating wings
- Rear lighting kit

Model	Working Width	Weight	HP (Min.)	Rotors	RRP ex GST	RRP incl GST
MULTICUT 820	8.2m (26'11")	4330 kg	150	5	\$77,995.00	\$85,794.50

Options	RRP Ex. GST	RRP Inc. GST
Starcut Blade System.....	\$1,195.00	\$1,314.50
Front Flap Kit.....	\$1,295.00	\$1,424.50



Photos may contain optional extras. All prices are ex-works (Oakey Qld). Prices and specifications may change without notice.



# STUBBLEMASTER 500 FLEX WING SLASHERS

**FIELDQUIP**   
...a cut above the rest!

The very best in rotary mulching technology has been packed into the Stubble Master 500, a premium five metre cutting width machine targeted at high output farmers and contract professionals demanding high levels of quality and performance.

The shaft driven machine benefits from Spearhead's unique six-blade Starcut blade system as standard which, when coupled with the efficient delta wing design of the cutting deck provides a chop and spread of the highest standard.

Much of the appeal of the Stubble Master 500 is that it has been built without any compromise, mirroring many of the principles seen in the machines much larger in size in the same range.

Featuring three rotors, each with heavy duty blade holders and six robust 13 millimetre thick spring steel blades – three high lift and three flat for extra mulching, the machine is capable of leaving a flail type finish to support a more efficient harvest operation and an improved yield.

- 5.0 metre cutting width
- 120hp minimum tractor requirement
- Heavy duty 250hp input gearbox
- Heavy duty 116hp rotor gearboxes
- Slip clutch protection
- 8 large pneumatic rear wheels
- Anti-scalp rotor protection dishes
- 18 x heavy duty cutting blades (6 per rotor)
- Floating wings
- Rear lighting kit

Model	Working Width	Weight	HP (Min.)	Rotors	RRP ex GST	RRP incl GST
STUBBLEMASTER 500	5.0 (16'5")	2830*	120	3	\$62,995.00	\$69,294.50

\* Dependent on machine specification



Photos may contain optional extras. All prices are ex-works (Oakey Qld). Prices and specifications may change without notice.

# STUBBLEMASTER 730 FLEX WING SLASHERS

**FIELDQUIP**   
...a cut above the rest!

The scale and capability of the Stubblemaster 730 is designed to appeal to large scale farmers and contractors demanding excellent output coupled with a fine mulch and efficient spread to ensure the best in crop stubble residue decomposition for effective incorporation back into the soil.

Boasting an abundance of intelligent design features the full specification of the Stubble Master 730 establishes it firmly at the top of its class.

Supplied standard with Spearhead's unique six-blade heavy duty blade system, the machine also incorporates a delta style deck, large wheels and tyres, balancing tie bars, fine height control and a smooth, easy to clean monocoque deck design.

- 7.3 metre cutting width
- 160 hp minimum tractor requirement
- Heavy duty 250hp input gearbox
- Heavy duty III hp rotor gearboxes
- Slip clutch protection
- 8 large pneumatic rear wheels
- Anti-scalp rotor protection dishes
- 30 x heavy duty cutting blades (6 per rotor)
- Floating wings
- Rear lighting kit

Model	Working Width	Weight	HP (Min.)	Rotors	RRP ex GST	RRP incl GST
STUBBLEMASTER 730	7.3m (23'11")	3570 kg	160	5	\$79,995.00	\$87,994.50



Photos may contain optional extras. All prices are ex-works (Oakey Qld). Prices and specifications may change without notice.



# STUBBLEMASTER 910 FLEX WING SLASHERS



The Stubble Master 910 is designed with high output in mind, providing 9.1 metres of cutting width to deliver superb performance in the largest arable and aviation support markets in the world.

Designed to appeal to large scale farmers, contractors and aviation facilities the Stubble Master 910 boasts an abundance of design features including an innovative folding mechanism that ensures a compact transport position.

Supplied standard with Spearhead's unique six-blade Starcut blade system, the machine incorporates a delta style deck, large wheels and tyres, balancing tie bars, fine height control and a smooth, easy to clean monocoque deck design.

Like its smaller siblings the Stubble Master 910 provides a fine mulch and efficient spread to ensure the best in crop stubble residue decomposition for effective incorporation back into the soil.

- 9.1 metre cutting width
- 190hp minimum tractor requirement
- Heavy duty 275hp input gearbox
- Heavy duty 116hp rotor gearboxes
- Slip clutch protection
- 8 large pneumatic rear wheels
- Anti-scalp rotor protection dishes
- 30 x heavy duty cutting blades (6 per rotor)
- Floating wings
- Rear lighting kit

Model	Working Width	Weight	HP (Min.)	Rotors	RRP ex GST	RRP incl GST
STUBBLEMASTER 910	9.10 (29'10")	5200*	190	5	\$125,995.00	\$138,594.50

\* Dependent on machine specification



# STUBBLEMASTER 1210 FLEX WING SLASHERS



The Stubble Master 1210 is one of the largest rotary mulchers in the world providing a massive 12.1 metres of cutting width. Designed to appeal to large scale farmers, contractors and aviation facilities the Stubble Master 1210 boasts an abundance of design features including an innovative folding mechanism that ensures a compact transport position which sees the machine effectively fold back within itself.

Supplied standard with Spearhead's unique six-blade Starcut blade system, the machine incorporates a delta style deck, large wheels and tyres, balancing tie bars, fine height control and a smooth, easy to clean monocoque deck design.

The Stubble Master 1210 provides a fine mulch and efficient spread to ensure the best in crop stubble residue decomposition for effective incorporation back into the soil.

- 12.1 metre cutting width
- 240hp minimum tractor requirement
- Heavy duty 275hp input gearbox
- Heavy duty 116hp rotor gearboxes
- Slip clutch protection
- 12 large pneumatic rear wheels
- Anti-scalp rotor protection dishes
- 42 x Heavy Duty Cutting Blades (6 Per Rotor)
- Floating wings
- Rear lighting kit

Model	Working Width	Weight	HP (Min.)	Rotors	RRP ex GST	RRP incl GST
STUBBLEMASTER 1210	12.1m (39'8")	7500 kg	240	7	\$159,995.00	\$175,994.50



Photos may contain optional extras. All prices are ex-works (Oakey Qld). Prices and specifications may change without notice.



# MJ70 SWIFT SERIES FINISHING MOWERS



## RIGID DECK, THREE POINT LINKAGE

The MAJOR Swift MJ70-190 and 240 are rigid deck mowers designed for everyday use where a durable, reliable mower is required. This is a low maintenance mower that delivers a professional cylinder mower finish every time.

It is quick and easy to attach to the tractor to increase mowing times. The simple height adjustment can be selected from 10mm to 150mm to suit the working conditions, making this a really versatile mower. Strenx™ 700 MC high-strength steel is used to manufacture this mower.

- Quick height adjustment system
- Gear driven drive line, eliminates the problems associated with belt driven mowers
- Internal roller bearings give total protection against moisture and soil
- Full width rollers allow the machine to follow the ground contours perfectly to give a professional striped finish
- All Swift mowers go through a rigorous shot blasting process before painting, for long life painted finish
- Wash down hose feature (applies to all Swift mowers)
- Optional scraper bar (applies to all Swift mowers)

Model	Working Width	Weight	HP (Min.)	Rotors	Cutting Height	RRP ex GST	RRP incl GST
MJ70-190	1.9 (6'3")	465 kg	25-70	3	10-150mm	\$11,995.00	<b>\$13,194.50</b>
MJ70-240	2.5m (8'2")	570 kg	30-80	4	10-150mm	\$13,995.00	<b>\$15,394.50</b>



Photos may contain optional extras. All prices are ex-works (Oakey Qld). Prices and specifications may change without notice.



# MJ70 SWIFT SERIES FINISHING MOWERS



## WINGED, THREE POINT LINKAGE

The MAJOR winged 3 point linkage Swift roller mower is a high-output machines, suitable for the maintenance of parks, schools and sports grounds. The high blade tip speeds of 90m/s give a perfect professional striped finish every time.

The wings fold neatly behind the tractor for safe transportation and allows entrance to sites where access is an issue.

- 2.3m (MJ70-320) and 2.0m transport widths
- Walterscheid PTO drive shafts fitted as standard
- Wing lock for safe road transportation
- Sits tight behind the tractor making towing easy and allows tighter turning circles
- Two blade systems in one; a simple adjustment converts your blade from rigid blade to swinging blade
- Strenx™ 700 MC high-strength steel is used to manufacture this mower. The overall weight of the machine is lighter than equivalent width mowers on the market, without compromising on build quality.
- LED road lighting kit

Model	Working Width	Weight	HP (Min.)	Rotors	Cutting Height	RRP ex GST	RRP incl GST
MJ70-320	3.2m (11')	925 kg	40-90	5	10-150mm	\$29,995.00	<b>\$32,994.50</b>
MJ70-410	4.1m (13'5")	1130 kg	50-100	6	10-150mm	\$34,995.00	<b>\$38,494.50</b>
MJ70-550	5.5m (18')	1310 kg	70-120	8	10-150mm	\$46,695.00	<b>\$51,364.50</b>



Photos may contain optional extras. All prices are ex-works (Oakey Qld). Prices and specifications may change without notice.



# MJ70 SWIFT SERIES FINISHING MOWERS



## RIGID AND WINGED, FRONT MOUNTED

The MAJOR Swift front mounted range offers a rigid and winged version. These mowers are suitable for mowing in a variety of locations including military bases, airfields and race courses.

There is 100% overview from the tractor cab making these mowers a great option where visibility is an issue.

The MAJOR front mounted mowers can be used in conjunction with the rear mounted roller mowers for increased mowing capacity or for single pass operation.

- No wheel markings
- Gear driven drive line, eliminates the problems associated with belt driven mowers
- Internal roller bearings give total protection against moisture and soil
- Full width rear roller ease of operation and to allow the machine to follow ground contours
- 6 PLY tyre on the castor wheel for extra durability

Model	Working Width	Weight	HP (Min.)	Rotors	Cutting Height	RRP ex GST	RRP incl GST
MJ70-190F	1.9m (6'3")	455 kg	25-70	3	10-150mm	\$13,995.00	<b>\$15,394.50</b>
MJ70-240F	2.4m (8')	558 kg	30-80	4	10-150mm	\$15,995.00	<b>\$17,594.50</b>
MJ70-320F	3.2m (11')	905 kg	40-90	5	10-150mm	\$31,995.00	<b>\$35,194.50</b>
MJ70-410F	4.1m (13'5")	1100 kg	50-100	6	10-150mm	\$36,995.00	<b>\$40,694.50</b>





# MJ70 SWIFT SERIES FINISHING MOWERS



## WINGED, TRAILED

The MAJOR Swift Trailed roller mower boasts all the features and benefits of the MAJOR 3 point linkage winged version, but with a trailed configuration. This mower is ideal for contractors, turf farms, local authority use and any customer with significant travelling between sites.

High specification LED road lighting is supplied as standard for safe road transportation. To ensure legality of your mower whilst using public highways, brakes are fitted as standard unlike similar mowers on the market. These mowers can be lifted up whilst travelling to avoid kerbs or other obstacles, without having to stop the tractor.

- LED road lighting kit
- Fully braked for safe and legal road work
- Kerb lift
- Walterscheid wide angle PTO drive shaft supplied as standard
- Gear driven; mows in a variety of grass lengths

Model	Working Width	Weight	HP (Min.)	Rotors	Cutting Height	RRP ex GST	RRP incl GST
MJ70-410T	4.1m (13'5")	1390 kg	50-100	6	10-150mm	\$46,995.00	\$51,694.50
MJ70-550T	5.50m (18')	1585 kg	70-120	8	10-150mm	\$56,995.00	\$62,694.50



Photos may contain optional extras. All prices are ex-works (Oakey Qld). Prices and specifications may change without notice.



# MR150 SERIES FINISHING MOWERS

**FIELDQUIP**   
...a cut above the rest!

FINISHING MOWERS

The MAJOR Finishing Mower is suitable for cutting in large lawns, estates, parks, golf courses and municipal maintenance.

It is easily connected to the tractors 3 point linkage to have the machine ready for operation in minutes.

- Overlapping blades
- Adjustable working depth
- Two belt transmission with tensioner
- Four pivoting rubber wheels
- Maintenance points are positioned to the top of the machine for operator safety



Model	Working Width	Weight	HP (Min.)	Cutting Height	RRP ex GST	RRP incl GST
MR150	1.5m	210 kg	15-60	20-100mm	\$4,495.00	\$4,944.50
MR180	1.83m	245 kg	20-75	20-100mm	\$4,895.00	\$5,384.50
MR235	2.35m	310 kg	30-100	20-100mm	\$6,895.00	\$7,584.50



Photos may contain optional extras. All prices are ex-works (Oakey Qld). Prices and specifications may change without notice.



# TDR SERIES MULTI-DECK FINISHING MOWERS

## WINGED, TRAILED

The MAJOR TDR range leads the market in wide area mowers. There are two cutting widths available: 4.9m and 6.1m.

The patented three point pivot system allows the machine to glide over the ground contours eliminating scalping of the grass. The blades are synchronised to rotate in opposite directions and overlap each other by 75mm to ensure a perfect finish every time.

In short grass this mower leaves a professional striped finish equivalent to that of a cylinder mower. The gear driven drive line allows this machine to easily cope with heavier conditions. The machines wings can be folded up to a 90° angle giving a transport width of 2.5m.

- LED road lighting kit
- Electric or hydraulic brakes available for safe and legal road use
- Remote control option
- Internal roller bearings give total protection against moisture and soil
- Walterscheid wide angle PTO drive shaft supplied as standard
- Optional electronic remotes so wings can be operated independently
- The rear deck can be removed and used independently of the wings

Model	Working Width	Weight	HP (Min.)	Rotors	Cutting Height	RRP ex GST	RRP incl GST
<b>TDR16000</b>	4.9m (16')	2260 kg	65-150	8	10-150mm	\$61,995.00	<b>\$68,194.50</b>
<b>TDR20000</b>	6.10m (20')	2675 kg	75-180	10	10-150mm	\$69,995.00	<b>\$76,994.50</b>





# CONTOURA MULTI-DECK FINISHING MOWERS



The Major Contoura Mower is a durable and versatile solution for the maintenance of challenging and undulating terrains. The robust frame coupled with the three mowing decks, allow the machine to glide over ground contours, to give a consistent and unrivalled quality-of-cut.

This mower gives efficient mowing, even on dense grass. The cutting height can easily be adjusted from 10 – 110mm making it ideal for fairway and rough turf maintenance and delivers professional turf striping every time. Strenx™ 700 MC high-strength steel is used to manufacture this mower.

- Unique pivoting frame with self-aligning spherical bearings, allow the mowing decks to follow the ground contours with ease
- Kerb lift; the mowing decks can be raised off the ground to avoid obstacles, without disengaging the PTO
- Zero turn capability allows tight turns or mowing around obstacles without turf damage
- Full width rollers follow undulations to give a consistent cut, in both hilly and less challenging terrains
- Gear driven drive line, eliminates the problems associated with belt driven mowers
- Internal roller bearings give total protection against moisture and soil
- Two blade systems in one; a simple adjustment converts your blade from rigid blade to swinging blade

Model	Working Width	Weight	HP (Min.)	Rotors	Cutting Height	RRP ex GST	RRP incl GST
CONTOURA	3.60m (11'9")	1395 kg	45-75	6	10-110mm	\$49,995.00	\$54,994.50



# SIDE MOUNTED TOPPER SERIES

**FIELDQUIP**   
...a cut above the rest!

- Heavy duty transmission
- Full hydraulic offset control
- Hydraulic breakaway system
- High lift twin-cut ProCut swinging blades
- Rubber shock absorbers between rotor gearboxes
- No wheel markings



The MAJOR Side Mounted Topper is a fully offset three point linkage pasture topper with two models offering 8' (2.4m) and 9' (2.7m) cutting widths. Features include hydraulic offset with an integrated hydraulic breakaway protecting the tractor from impact damage.

The floating top link ensures the cutting deck hugs the ground contours with the damper bar removing any lateral vibration. A shearbolt PTO shaft is supplied as standard for best power transfer. There is the option available of an overrun and slip clutch PTO.

Model	Working Width	Weight	HP (Min.)	Rotors	Cutting Height	RRP ex GST	RRP incl GST
800SM-HD	2.4m (8')	550 kg	45-120	2	50-250mm	\$12,495.00	<b>\$13,744.50</b>
900SM-HD	2.7m (7'3")	640 kg	55-120	2	50-250mm	\$12,895.00	<b>\$14,184.50</b>

# TRAILED TOPPER SERIES

**FIELDQUIP**   
...a cut above the rest!

- Full hydraulic offset control
- Hydraulic breakaway system
- Wide angle PTO shaft
- Twin-cut ProCut swinging blades

The MAJOR Trailed Topper is a fully offset gear driven machine. It is offset for working and is folded into transport position hydraulically from the tractor seat.

The rotors are timed with each other and have an overlap of 3 inches (75mm). The blades rotate in opposite directions to each other and spread the cut grass evenly behind the machine. As the machine is fully offset there is no trampling of the pasture prior to cutting.

The cutting height is set at the desired level by moving the adjustable side skids to the appropriate position. There is a limit stop on the ram which controls the rear axle.



Model	Working Width	Weight	HP (Min.)	Rotors	Cutting Height	RRP ex GST	RRP incl GST
9FTGD-HD	2.7m (9')	650 kg	40-110	2	50-205mm	\$14,995.00	<b>\$16,494.50</b>
12FTGDW-HD	2.6m (8'5")	1240 kg	40-120	3	50-205mm	\$29,995.00	<b>\$32,994.50</b>

Photos may contain optional extras. All prices are ex-works (Oakey Qld). Prices and specifications may change without notice.



# CENTRE MOUNTED TOPPER SERIES

## THREE POINT LINKAGE



- Heavy duty transmission
- Rubber shock absorbers between rotor gearboxes
- Low maintenance - no belts or pulleys
- Twin cut swinging blade system

The MAJOR Centre Mounted Topper is a fully gear driven machine fitted with high speed rotors and twin cut swinging blades.

The 909HD Topper is a heavy duty topper featuring galvanised deck, extra heavy duty gearbox and is standard with twin wheels.

A shearbolt PTO shaft is supplied as standard for best power transfer. There is the option available of an overrun and slip clutch PTO.

Model	Working Width	Weight	HP (Min.)	Rotors	Cutting Height	RRP ex GST	RRP incl GST
7FTGDX-HD	2.1m (7')	370 kg*	40-70	2	50-250mm	\$8,195.00	\$9,014.50
909HD	2.7m (9')	560 kg**	50-120	2	50-250mm	\$11,995.00	\$13,194.50

\* 450kg with wheels; \*\* 640kg with wheels

# FLEX WING TOPPER SERIES

**FIELDQUIP**   
...a cut above the rest!

- Robust pivot points
- Rubber shock absorbers
- Slip clutch PTO protection
- Hydraulic wing lift
- ProCut swinging blades
- 88mm (3 1/2") blade overlap to eliminate striping.

The MAJOR Flex Wing Topper is a three point linkage mounted machine which folds up to 2.3m (7' 6") transport width. Like all MAJOR machines, the Flex Wing Topper is of robust construction. CE conformity is achieved through full PTO guarding and heavy rubber skirting to prevent debris from escaping.

The wing cutting decks are raised by hydraulic control to transport position. The wings are capable of flexing from -15 to +25 degrees allowing the cutting unit to follow the ground contours.

Contra-rotating swinging blades are retained in hardened steel bushings and clamped by sprung steel blade backs. Under-sole discs are fitted to prevent scalping and ensure a perfect finish every time.



Model	Working Width	Weight	HP (Min.)	Rotors	Cutting Height	RRP ex GST	RRP incl GST
18000FW-HD	5.38m (18')	1395 kg	60-160	6	50-250mm	\$28,595.00	\$31,454.50



Photos may contain optional extras. All prices are ex-works (Oakey Qld). Prices and specifications may change without notice.



# OSM SERIES OFFSET MOWER

**FIELDQUIP**   
...a cut above the rest!

- A unique patented blade system. In the event of a hitting an obstacle, the blades retract upwards out of the line of impact preventing breakages and damage to gearboxes and driveline.
- Internal double roller bearing housing to support the rollers while cutting and protect the bearings
- Heavy duty gearboxes with inter gearbox shock loading protection, to protect the machine in the event of a collision.
- Simple height adjustment system
- Low maintenance machine with less wearing parts than a flail mower.



This is a versatile and nimble machine designed for professional users. Thanks to the durable and pivoting headstock, this machine easily copes with the most extreme work conditions.

The machine gives you precision cutting and can operate from 96° to -45° either fully offset or inline behind your tractor. When cutting grass, the roller system allows the machine to follow the contours of the most undulating ground to give a perfect finish.

Model	Working Width	Weight	HP (Min.)	Rotors	Cutting Height	RRP ex GST	RRP incl GST
OSM-1400	1.35m (4'5")	685 kg	40-130	2	12-150mm	\$17,595.00	<b>\$19,354.50</b>
OSM-2000	2.00m (6'6")	800 kg	60-130	3	12-150mm	\$20,995.00	<b>\$23,094.50</b>



# RIDGE RUNNER 9600



The RidgeRunner™ is a purpose built rotary-type remote controlled industrial mower rated to cut grass and light brush material up to 1" in diameter.

The open style architecture design allows for easy access to all maintenance points at the roadside location.

- Intuitive Remote Controller
- Superior maneuverability and slope capabilities. The RidgeRunner™ is rated for continuous operation on slopes up to 50 degrees allowing you to avoid placing personnel on those steepest slopes.
- With a cutting width of 112 cm, a tight zero-turn radius, and the ability to travel at speeds up to 10 km/hr in forward and reverse, the RidgeRunner™ makes short work of most any steep roadside project.
- Heavy Duty Blades.
- Easy Fueling and Roadside Maintenance.
- Track Drive Systems
- Easily Transported



Model	Cutting Width	Cutting Height	Ground Pressure	Weight	RRP ex GST	RRP inc GST
RR9600	112cm	5-20cm	3.98 PSI	450 kg	\$74,995.00	\$82,494.50

Photos may contain optional extras. All prices are ex-works (Oakey Qld). Prices and specifications may change without notice.



# MJ SERIES FLAIL COLLECTOR & SCARIFIER



There are three categories of MAJOR Flail Collector available and suitable for a variety of applications.

The MAJOR MJ27-155 Flail Collector has been designed for use with small compact tractors and is perfect for cutting and collecting on all types of grass, from lawns to conservation areas. It can be used during autumn to pick up leaves, litter and even hedge clippings.

The MJ27-160 and MJ27-180 medium duty flail collectors allow mowing, scarifying, collecting, chopping and rolling all in one pass.

The MJ27-160 and MJ27-180 flail collectors are suitable for use in many environments including sports and golf grounds, pastures, airports, airfields, paddocks, camp sites and public and private parks.

The grass can be collected and disposed of using the large capacity collector. The discharging height is 2.2m.

The MAJOR MJ2000 Flail Collector is designed to perform even in the most extreme conditions and is suitable for use with larger compact and agricultural type tractors. The floating linkage allows the machine to follow the ground contours ensuring a perfect finish. BKT turf tyres keeps turf compaction to a minimum. The cutting height can be adjusted from 12mm - 150mm.

Model	Working Width	Weight	HP (Min.)	Capacity	RRP ex GST	RRP incl GST
MJ27-155	1.5m	315 kg	25	0.82m3	\$11,995.00	<b>\$13,194.50</b>
MJ27-160 GB	1.6m	750 kg	45	2m3	\$22,995.00	<b>\$25,294.50</b>
MJ27-180 GB	1.8m	785 kg	50	2.3m3	\$24,995.00	<b>\$27,494.50</b>
MJ2000	2m	1400 kg	50	3m3	\$46,795.00	<b>\$51,474.50</b>

Options	RRP Ex. GST	RRP Inc. GST
MJ27-155 Flail Scarifying Kit.....	\$1,695.00	<b>\$1,864.50</b>
MJ27-160 GB Scarifying Kit.....	\$2,595.00	<b>\$2,854.50</b>
MJ27-185 GB Scarifying Kit.....	\$2,595.00	<b>\$2,854.50</b>
MJ2000 Flail Scarifying Kit.....	\$2,995.00	<b>\$3,294.50</b>



MJ27-160GB



MJ27-160GB



MJ2000





# RC SERIES FLAIL MOWERS

**FIELDQUIP**   
...a cut above the rest!

- Chops through tough cotton, BT corn stalks, milo, rice, wheat or vegetable stubble.
- Speeds up decomposition of plant residue to get nutrients back into the ground quickly.
- Provide ground cover to minimize wind and water erosion.
- Available in 6096 mm & 7620 mm widths to fit your crop's row spacing.



**Performance** - Optimal distance between rotor and re-cutter bars or hood for handling higher volume of materials, helping get the job done quickly! Dual re-cutter bar design causes material to be cut three times, speeding up stalk decomposition. Smooth operation in tough conditions with computer-balanced 273 mm diameter rotor. Reverse blade rotation provides finer shredding of tough crop materials like cotton stalks or BT corn stalks.

**Reliability** - 65 mm diameter rotor shafts use triple lip sealed double row spherical roller bearings for greater reliability in tough conditions! Reversible, hard surfaced cutter knives are mounted directly to the rotor drum without "D-Rings" to eliminate wear points and provide long life. Rugged 4.8 mm internal steel liners at critical wear areas extend the machine's life and add strength to the machine's main frame. Direct belt tensioning on two rugged 5V-banded belts provides better belt life and dependable service for more hours.

**Adaptability** - RC Flail units available in 6096 mm (240") and 7620 mm (300") widths to match your crop conditions and row spacings. Axles on pull-type or 3-point mounted machines can be adjusted to most row spacings, with a simple, hydraulic lift cylinder provided for cutting height adjustment. RC's with Semi-Mount hitch include adjustable caster wheel assemblies that can match most row spacings and that allow the machine to be leveled accurately.

Model	Working Width	Weight	HP (Min.)	Finish	RRP ex GST	RRP incl GST
RC120	6.0m	2336 kg	130	Painted	\$57,995.00	\$63,794.50
RC125	7.5m	2858 kg	150	Painted	\$63,495.00	\$69,844.50



Photos may contain optional extras. All prices are ex-works (Oakey Qld). Prices and specifications may change without notice.



# MJ6I SERIES OUT FRONT DECKS



## FOR KUBOTA, JOHN DEERE, ISEKI AND SHIBAURA OUTFRONT MOWERS

- High-wear blade system
- Adjustable castor wheels
- 153 mm (6") blade overlap and high blade tip speeds
- Ideal for sports pitches and parklands
- Adjustable rear-roller with internal roller bearings, to match desired cutting height
- Gear driven; mows in a variety of grass lengths
- Shock-absorbent couplings between gearboxes



Simple height adjustment

This innovative rotary mower deck is designed for use with the Kubota F Series, Shibaaura, Iseki SF series and John Deere I400/I500 Series II outfront power units.

There are two models available; 1.75m and 2.0m. The MAJOR Synergy mowing deck gives a professional striped finish at incredibly fast forward speeds. Strenx™ 700 MC high-strength steel is used to manufacture this mower making it nimble and light weight, yet very strong. Castor wheels allow the mower to follow the grounds curves and undulations to give a beautifully striped cut.



Synergy driveline and blade configuration

Model	Working Width	Weight	HP (Min.)	Rotors	Cutting Height	RRP ex GST	RRP incl GST
MJ61-175	1.62m (5'3")	277 kg	20	3	0-118mm	\$11,495.00	\$12,644.50
MJ61-200	1.88m (6'3")	290 kg	20	3	0-118mm	\$12,695.00	\$13,964.50



Photos may contain optional extras. All prices are ex-works (Oakey Qld). Prices and specifications may change without notice.



# MJ135-150 SERIES OUT FRONT DECKS



Cyclone Mower Deck for Kubota, John Deere, Iseki and Shibaura outfront power units

The Major Cyclone Mower Deck is a heavy duty alternative to the belt driven decks supplied as standard with Kubota, John Deere, Iseki and Shibaura outfront power units. This robust professional mowing deck is ideally suited for use at schools, housing estates, roadside verges, parks, sports pitches and other heavy grass applications.

It is a flexible mower that delivers a professional finish in everyday grass mowing applications yet easily copes in much tougher mowing conditions.

- Heavy duty gear driven drive line, eliminates the problems associated with belt driven mowers
- Patented Tri-Cut blade system gives a professional finish in fine turf applications yet cuts and mulches material up to 30mm diameter in extreme conditions.
- Quick and simple height adjustment system
- Heavy duty castor wheels with robust internal bearings
- Body is hot dipped galvanised for increased life span and durability
- A rear roller is available as an optional extra for extra protection and a precision striped finish
- Constructed from Strenx 700 MC high-strength steel
- Cutting height adjustment system from 10 - 110mm
- Robust construction and heavy duty gearedrive driveline

Model	Working Width	Weight	HP (Min.)	Rotors	Cutting Height	RRP ex GST	RRP incl GST
MJ135-150	1.5	280	20	2	0-110mm	\$9,995.00	\$10,994.50





# MJ21 SERIES OUT FRONT DECKS

**FIELDQUIP**   
...a cut above the rest!

This flail mower from Major has been designed for use with the Kubota F Series of front mowers. It is suitable for cutting both coarse and fine grass and gives a professional finish.

Standard features include:

- Castor wheels with a simple height adjustment system. The wheels allow the flail to follow the grounds contours.
- Patented twin cut vertical/horizontal heavy duty flail.
- Adjustable rear roller to give you your desired cutting height.
- Heavy duty drive line and flail rotor for long machine life.
- Overrun driveline prevents damage to the tractor driveline in the event of an emergency shut-off.



Model	Working Width	Weight	HP (Min.)	RRP ex GST	RRP incl GST
MJ21-140	1.4	185	25	\$9,995.00	\$10,994.50
MJ21-160	1.6	225	25	\$10,995.00	\$12,094.50



Photos may contain optional extras. All prices are ex-works (Oakey Qld). Prices and specifications may change without notice.



# TWIGA COMPACT SERIES REACH MOWERS

- 3.2 and 4.2 metre reach options
- 25hp minimum tractor requirement
- 3-point linkage or DIN plate mounting
- Parallel arm geometry
- Fully independent hydraulic system
- 60 litre oil capacity
- Low power requirement
- Hydraulic safety breakout
- Choice of control systems
- Choice of cutting heads and attachments

Spearhead's Twiga Compact series reach mower incorporates the same robust technology as larger models in the Spearhead range to bring enhanced levels of durability and reliability in a compact package.

An industrial grade reach mower, the Twiga Compact series can be fitted with a multitude of attachments, providing flexibility in operations and increasing utilisation in key applications such as local amenity and grounds maintenance contracts.

Available with sideways reach options of 3.2 and 4.2 metres and a choice of front or rear mounting, the Twiga Compact series is specified with a potent 35hp hydraulic system that provides exceptional output.

Model	Max. Reach	Weight	HP (Min.)	Tractor Weight Req.	RRP ex GST	RRP incl GST
<b>TWIGA COMPACT 320</b> with mini pilot controls	3.2m (10'6")	450 kg	25	1300kg	\$32,995.00	<b>\$36,294.50</b>
<b>TWIGA COMPACT 420</b> with mini pilot controls	4.2m (13'9")	480 kg	40	2000kg	\$34,995.00	<b>\$38,494.50</b>





# TWIGA COMPACT SERIES REACH MOWERS

## FRONT MOUNT

- 3.6 and 4.6 metre reach options
- 25hp minimum tractor requirement
- 3-point linkage or DIN plate mounting
- Parallel arm geometry
- Fully independent hydraulic system
- 60 litre oil capacity
- Low power requirement
- Hydraulic safety breakout
- Choice of control systems
- Choice of cutting heads and attachments

An industrial grade reach mower, The TWIGA Compact Front Mount has been fitted with an offset pivot position allowing the operator to work in tighter and higher spaces, giving added maneuverability and flexibility in operation.

Ideal for utilising in key applications such as amenity and grounds maintenance contracts, the TWIGA Compact Front Mount now offers a fold flat arm position bringing the machine over for a lower point of clearance to improve visibility.

Available with sideways reach options of 3.6 and 4.6 metres and a choice of additional cutting attachments, this is a compact reach arm that can offer the contractor additional versatility in a competitive marketplace.

Model	Max. Reach	Weight	HP (Min.)	Tractor Weight Req.	RRP ex GST	RRP incl GST
TWIGA COMPACT 360 FM	3.6m (11'8")	300 kg	25	1300kg	\$33,995.00	\$37,394.50
TWIGA COMPACT 460 FM	4.6m (15'1")	510 kg	40	1300kg	\$34,995.00	\$38,494.50



# TWIGA CLASSIC SERIES REACH MOWERS

- 5.9 metre maximum reach
- 95hp minimum tractor requirement
- 3-point linkage mounting
- Parallel arm geometry
- Fully independent 65hp hydraulic system
- 220 litre oil capacity
- Hydraulic safety breakout
- Low power requirement
- Choice of control systems
- Choice of cutting heads and attachments

Spearhead's Twiga Classic series reach mower incorporates a strong combination of power and flair with a stripped back look that contributes to the best value for money machine on the market.

Based on the highly acclaimed Excel 565 – a legend in the Spearhead stable, the Twiga Classic series satisfies the requirements of a host of different markets and applications whilst building on the same robust technology as larger models in the Spearhead range.

Powered by a 65hp hydraulic system, the Twiga Classic series is available with sideways reach of 5.9 metres with rear mounting as standard.

Model	Max. Reach	Weight	HP (Min.)	Tractor Weight Req.	RRP ex GST	RRP incl GST
<b>TWIGA COMPACT 595</b> with mini pilot controls	5.9m (19'4")	1380 kg	95	3750kg	\$45,995.00	<b>\$50,594.50</b>

Options	RRP Ex. GST	RRP Inc. GST
Head float kit.....	\$495.00	<b>\$544.50</b>
Arm float kit.....	\$495.00	<b>\$544.50</b>
Debris blower kit.....	\$3,495.00	<b>\$3,844.50</b>





# TWIGA PRO SERIES REACH MOWERS

- 6.5 maximum reach
- 140hp minimum tractor requirement
- 3-point linkage or axle bracket mounting
- Parallel arm geometry
- Fully independent 85hp hydraulic system
- 220 litre oil capacity
- Hydraulic safety breakout
- LED rear lighting kit
- Choice of control systems
- Choice of cutting heads and attachments

The Twiga Pro series is the professional task master designed to cope with the toughest of jobs. Featuring a host of innovative design features the Twiga Pro is an extremely robust, high specification reach mower built to suit the specialist contractor and large scale farmer.

Delivered with an appearance that sets it apart, the Twiga Pro also represents the latest standards in advancing performance, reliability, durability and ease of operation in the modern reach mower sector.

Power is delivered standard by a potent high output 85hp hydraulic system specified to appease the most demanding of green maintenance professionals.

Model	Max. Reach	Weight	HP (Min.)	Tractor Weight Req.	RRP ex GST	RRP incl GST
TWIGA PRO 650 VFR	6.5m (11'8")	1650 kg	140	6000 kg	\$69,995.00	\$76,994.50

Options	RRP Ex. GST	RRP Inc. GST
Head float kit (standard on Propilot builds).....	\$695.00	\$764.50
Arm float kit.....	\$995.00	\$1,094.50
Debris blower kit.....	\$3,295.00	\$3,624.50



# SINGLE ROW CULTIVATOR

**FIELDQUIP**   
...a cut above the rest!

- Cat I quick-hitch compatible
- 2 1/2" x 2 1/2" x 3/8" angle frame
- 3" x 3" x 3/8" angle tine frame
- Replaceable and reversible heat-treated plow points
- Easily adjustable tine spacing



Model	No. Shanks	Shank Size	Weight	HP (Rec.)	Finish	RRP ex GST	RRP inc GST
1RCV-01	6	10mm X 45mm	77.5kg	20/50	Red Powder Coat	\$825.00	\$907.50
1RCV-03	6	10mm X 45mm	77.5kg	20/50	Green Powder Coat	\$825.00	\$907.50

# AP PLOW SERIES

**FIELDQUIP**   
...a cut above the rest!

- Cat I quick-hitch compatible
- 2 1/2" x 2 1/2" x 3/8" angle steel frames
- Easily adjustable
- Replicable and reversible heat-treated plow points
- Spring-loaded auto-reset shanks



Model	Working Width	No. of Shanks	Weight	HP (Rec.)	Finish	RRP ex GST	RRP inc GST
APP48-3-01	1.1mtr	3	93kg	24	Red Powder Coat	\$1,195.00	\$1,314.50
APP48-3-03	1.1mtr	3	93kg	24	Green Powder Coat	\$1,195.00	\$1,314.50
APP66-7-01	1.6mtr	7	166kg	50	Red Powder Coat	\$2,195.00	\$2,414.50
APP66-7-03	1.6mtr	7	166kg	50	Green Powder Coat	\$2,195.00	\$2,414.50
APP85-9-01	2.0mtr	9	206kg	55	Red Powder Coat	\$2,695.00	\$2,964.50
APP85-9-03	2.0mtr	9	206kg	55	Green Powder Coat	\$2,695.00	\$2,964.50

Photos may contain optional extras. All prices are ex-works (Oakey Qld). Prices and specifications may change without notice.



# LIFESTYLE® SERIES 3PL OFFSET DISCS

**FIELDQUIP**   
...a cut above the rest!

- RHS Mainframe
- 16" Diameter notched disc for superior penetration
- Heavy duty greasable bearings



Model	Working Width	Weight	HP (Rec.)	Finish	RRP ex GST	RRP inc GST
5LR	1.5m 16 discs	195kg	25-50	Green/Red Powder Coat	\$2,195.00	\$2,414.50

# 3PL COMPACT DISC HARROWS

**FIELDQUIP**   
...a cut above the rest!

## 100 Series Cat I

- 16" disc with 7 1/2" disc spacing
- 2" square tube frame
- 35 horse power range
- 1" square high carbon gang axles

## 200 Series Cat I

- 20" discs 9" disc spacing
- 2 1/2" square tube frame
- 65 horse power range
- 3" x 2" gang tubes

- 1" square high carbon gang axles

## 300 Series Cat I & 2

- 22" discs 9" disc spacing
- 3" square tube frame
- 95 horse power range
- 4" x 3" gang tubes
- 1 1/8" square high carbon gang axles

## All models

- Sealed, self-aligning ball bearings
- Front gang adjust to 0°, 7°, 14°, 21° with adjustment handle
- Rear gang adjust to 7°, 14°, 21° with adjustment handle



Model	Working Width	Weight (approx)	HP (Min.)	Finish	RRP ex GST	RRP inc GST
100-3-01	1.5mtr	230kg	35	Red Powder Coat	\$2,395.00	\$2,634.50
100-8-01	1.98mtr	315kg	35	Red Powder Coat	\$2,595.00	\$2,854.50
200-6-01	1.98mtr	333kg	65	Red Powder Coat	\$3,595.00	\$3,954.50
200-18-01	2.43mtr	430kg	65	Red Powder Coat	\$4,195.00	\$4,614.50
300-10-01	2.43mtr	565kg	95	Red Powder Coat	\$5,995.00	\$6,594.50
300-22-01	3.0mtr	640kg	95	Red Powder Coat	\$6,795.00	\$7,474.50

Photos may contain optional extras. All prices are ex-works (Oakey Qld). Prices and specifications may change without notice.

# LIFESTYLE® SERIES POST HOLE DIGGERS

**FIELDQUIP**   
...a cut above the rest!

## FOR 18-35 HP TRACTORS

- RHS constructor
- Standard with 1x12" auger
- Friction clutch gearbox protection
- Choice of adjustable holes for easy installation

Optional augers shown on bottom of page.



Model	Weight	Gearbox Rating	Finish	RRP ex GST	RRP inc GST
LPD18-900	80	20hp	Green/Red	\$2,095.00	\$2,304.50

# LIFESTYLE® SERIES POST HOLE DIGGERS

**FIELDQUIP**   
...a cut above the rest!

## FOR 18-75 HP TRACTORS

- Strong heavy wall RHS construction
- Friction clutch
- Double cut augers standard
- Choice of adjustable holes for easy installation

Augers not included please refer to bottom of page.



Model	Weight	Gearbox Rating	Finish	RRP ex GST	RRP inc GST
HPD20-900	140	20hp	Green/Red	\$2,295.00	\$2,524.50
HPD50-900	170	50hp	Green/Red	\$2,495.00	\$2,744.50
HPD75-900	190	75hp	Green/Red	\$2,995.00	\$3,294.50

## AUGERS - DOUBLE CUT

Model	Diameter	RRP ex GST	RRP inc GST
AR100	100mm (4")	\$395.00	\$434.50
AR150	150mm (6")	\$450.00	\$495.00
AR2300	230mm (9")	\$490.00	\$539.00
AR300	300mm (12")	\$500.00	\$550.00
AR380	380mm (15")	\$600.00	\$660.00
AR460	460mm (18")	\$650.00	\$715.00
AR610	610mm (24")	\$975.00	\$1,072.50

### Options

	RRP Ex. GST	RRP Inc. GST
Tungsten Tip (set).....	\$214.50	\$235.95
Tungsten Pilot Tip.....	\$214.50	\$235.95

- For Post Hole Diggers with Standard Teeth and Pilot

Photos may contain optional extras. All prices are ex-works (Oakey Qld). Prices and specifications may change without notice.



# SRT SERIES TILLERS



- Homeowner or Commercial Gardening
- Landscaping or soil conditioning
- Orchard or vineyard clean-up

Benefits include:

- Chain Drive.
- Variable Rear Deflector.
- CAT III Drivelines.
- Rotor Speed of 240 RPM.
- CAT I Quick Hitch Compatible.



Model	Cutting Width	Weight	HP	Finish	RRP ex GST	RRP inc GST
SRT40	1.0m	120 kg	18	Painted	\$3,495.00	\$3,844.50
SRT48	1.2m	150 kg	18	Painted	\$3,595.00	\$3,954.50
SRT55	1.4m	165 kg	20	Painted	\$4,795.00	\$5,274.50



# REBEL SERIES TILLERS

**FIELDQUIP**   
...a cut above the rest!

- Homeowner or commercial gardening
- Landscaping or soil conditioning
- Orchard or vineyard clean-up

Benefits include:

- All sizes available in either standard or reverse rotation
- Designed for use on 25-65 PTO horsepower tractors
- Six hardened "L" blades per rotor flange
- Cast Iron gearbox housing
- Front to rear hitch points are continuously welded to mainframe.
- Metal debris deflector (on Reverse model only)
- CAT I Standard and QH (1.5 m & 1.8 m models), CAT I & 2 Standard and QH (2 m model)
- Slip Clutch driveline protection is standard
- 13 mm Steel end plates
- Strong "all gear" drivetrain featuring double lip seals on each end of the rotor shaft



Model	Cutting Width	Weight	HP	Finish	RRP ex GST	RRP inc GST
RHREB60	1.5m	305kg	25/45	Painted	\$3,995.00	\$4,394.50
RHREB72	1.8m	340kg	35/55	Painted	\$4,295.00	\$4,724.50
RHREB84	2.0m	370kg	45/65	Painted	\$4,995.00	\$5,494.50





# 20 SERIES GRADER BLADES

**FIELDQUIP**   
...a cut above the rest!

- Category O & I heavy duty quick hitch compatible A-frame
- Five forward angles and 3 reverse angles
- 1/4" moldboard available in 4 and 5ft.
- The 20 series gives small tractor owners a high quality blade for landscaping, levelling, backfilling and grading.



Model	Working Width	Weight	HP (Rec.)	Finish	RRP ex GST	RRP inc GST
CRB48-01	1.2mtr	62kg	20	Red Powder Coat	\$825.00	<b>\$907.50</b>
CRB48-03	1.2mtr	62kg	20	Green Powder Coat	\$825.00	<b>\$907.50</b>
CRB60-01	1.5mtr	68kg	20	Red Powder Coat	\$895.00	<b>\$984.50</b>
CRB60-03	1.5mtr	68kg	20	Green Powder Coat	\$895.00	<b>\$984.50</b>

# 35 SERIES GRADER BLADES

**FIELDQUIP**   
...a cut above the rest!

- Multiple adjustment settings
- Replaceable cutting edges
- 5' & 6' moldboard widths
- Optional skid shoes
- Manual angle and tilt



Model	Working Width	Weight	HP (Rec.)	Finish	RRP ex GST	RRP inc GST
3505-01	1.5mtr	127kg	35	Red Powder Coat	\$1,345.00	<b>\$1,479.50</b>
3505-03	1.5mtr	127kg	35	Green Powder Coat	\$1,345.00	<b>\$1,479.50</b>
3506-01	1.8mtr	140kg	35	Red Powder Coat	\$1,395.00	<b>\$1,534.50</b>
3506-03	1.8mtr	140kg	35	Green Powder Coat	\$1,395.00	<b>\$1,534.50</b>

# 50 SERIES GRADER BLADES

**FIELDQUIP**   
...a cut above the rest!

- Multiple adjustment settings
- Replaceable cutting edges
- 6" & 7" moldboard widths
- Optional skid shoes
- Manual angle, tilt and offset



Model	Working Width	Weight	HP (Rec.)	Finish	RRP ex GST	RRP inc GST
5006-01	1.8mtr	183kg	50	Red Powder Coat	\$1,845.00	\$2,029.50
5006-03	1.8mtr	183kg	50	Green Powder Coat	\$1,845.00	\$2,029.50
5007-01	2.1mtr	195kg	50	Red Powder Coat	\$1,945.00	\$2,139.50
5007-03	2.1mtr	195kg	50	Green Powder Coat	\$1,945.00	\$2,139.50

# 70 SERIES GRADER BLADES

**FIELDQUIP**   
...a cut above the rest!

- Multiple adjustment settings
- Replaceable cutting edges
- 7' & 8' moldboard widths
- Optional skid shoes
- Manual offset, angle and tilt



Model	Working Width	Weight	HP (Rec.)	Finish	RRP ex GST	RRP inc GST
7007-01	2.1mtr	244kg	70	Red Powder Coat	\$2,755.00	\$3,030.50
7007-03	2.1mtr	244kg	70	Green Powder Coat	\$2,755.00	\$3,030.50
7008-01	2.4mtr	260kg	70	Red Powder Coat	\$2,895.00	\$3,184.50
7008-03	2.4mtr	260kg	70	Green Powder Coat	\$2,895.00	\$3,184.50

Photos may contain optional extras. All prices are ex-works (Oakey Qld). Prices and specifications may change without notice.



# 91 SERIES GRADER BLADES

**FIELDQUIP**  ...a cut above the rest!

- Heavy-duty 3-point and quick hitches
- Solid-steel kingpins
- 1/2" x 6" replaceable cutting edge
- Optional gauge wheels
- Fit tractors from 70 to 275 HP



GRADER BLADES

Model	Working Width	Weight	HP (Rec.)	Finish	RRP ex GST	RRP inc GST
9107-01	2.1mtr	370kg	90	Red Powder Coat	\$6,725.00	\$7,397.50
9107-03	2.1mtr	370kg	90	Green Powder Coat	\$6,725.00	\$7,397.50
9108-01	2.4mtr	380kg	90	Red Powder Coat	\$6,845.00	\$7,529.50
9108-03	2.4mtr	380kg	90	Green Powder Coat	\$6,845.00	\$7,529.50

# 141 SERIES GRADER BLADES

**FIELDQUIP**  ...a cut above the rest!

- Heavy-duty 3-point and quick hitches
- Solid-steel kingpins
- 1/2" x 6" replaceable cutting edge
- Optional gauge wheels
- Fit tractors from 70 to 275 HP



Model	Working Width	Weight	HP (Rec.)	Finish	RRP ex GST	RRP inc GST
14108-01	2.4mtr	600kg	140	Red Powder Coat	\$8,795.00	\$9,674.50
14108-03	2.4mtr	600kg	140	Green Powder Coat	\$8,795.00	\$9,674.50

## CONTROL OPTIONS FOR 91/141 HYDRAULIC REAR BLADES

Model	Description	Finish	RRP ex GST	RRP inc GST
89295	8" Pin Jack for tractors that will not support fully hydraulic	Green/Red Powder Coat	\$300.00	\$330.00
89294	16" Pin Jack for tractors that will not support fully hydraulic	Green/Red Powder Coat	\$340.00	\$374.00
1817	8" Ratchet Assy for tractors that will not support fully hydraulic	Green/Red Powder Coat	\$250.00	\$275.00

Photos may contain optional extras. All prices are ex-works (Oakey Qld). Prices and specifications may change without notice.

# 2500/3500 SERIES GRADER BLADES

**FIELDQUIP**   
...a cut above the rest!

- Heavy-Duty 3-Point and Quick Hitches
- 13 mm x 152 mm Replaceable Cutting Edge
- Optional Gauge Wheels, Quick Attach End
- Plates, and Skid Shoes to Adapt to Your Needs
- Fit Tractors from 70 to 300 HP



Model	Size	Weight	HP (max)	Finish	RRP ex GST	RRP inc GST
2500 Rear Blade 8'	2.4m	962kg	220	Painted	\$14,795.00	\$16,274.50
2500 Rear Blade 10'	3.0m	1025kg	200	Painted	\$15,395.00	\$16,934.50
2500 Rear Blade 12'	3.6m	1090kg	160	Painted	\$15,745.00	\$17,319.50
3500 Rear Blade 12'	3.6m	1570kg	300	Painted	\$24,595.00	\$27,054.50
3500 Rear Blade 14'	4.2m	1635kg	250	Painted	\$24,995.00	\$27,494.50
Dual Gauge Wheel Hydraulic				Painted	\$3,960.00	\$4,356.00

## Options

	RRP Ex. GST	RRP Inc. GST
Hydraulic Wheel Kit to suit 2500 and 3500 Blades.....	\$3,695.00	\$4,064.50




Photos may contain optional extras. All prices are ex-works (Oakey Qld). Prices and specifications may change without notice.



# CARRY ALL

**FIELDQUIP**   
...a cut above the rest!

- Strong, innovative & stylish
- High quality two pack finish
- Heavy wall R.H.S. frame
- Steel floor
- Available in red or green. Other colours available on request.



Model	Working Width	Weight	HP (Rec.)	Finish	RRP ex GST	RRP inc GST
CRA12-900	1.2m (48")	65kg	20-40	Green/Red	\$995.00	\$1,094.50
CRA18-900	1.8m (72")	80kg	20-50	Green/Red	\$1,095.00	\$1,204.50

# FERTILISER SPREADERS

**FIELDQUIP**   
...a cut above the rest!

## WITH POLY HOPPER

- Poly hopper
- Rotor blades can be regulated
- Supplied fully assembled
- Precise and uniform distribution
- Stainless disc and flights



Model	Weight	HP (Rec.)	Finish	RRP ex GST	RRP inc GST
S2-500	80kg	20	Yellow Hopper Black Frame	\$1,045.00	\$1,149.50

Photos may contain optional extras. All prices are ex-works (Oakey Qld). Prices and specifications may change without notice.

# SINGLE TYNE RIPPER

**FIELDQUIP**   
...a cut above the rest!

- Solid steel main billet 100mm x 25mm
- CAT I hook up
- Medium tensile ripper point welded to main billet
- 300mm Ripping depth



**LIGHT DUTY -  
SUITED FOR 18-40HP TRACTORS**

Model	Working Width	Weight	HP (Rec.)	Finish	RRP ex GST	RRP inc GST
LSR-900	0.1m x .025m 0.4m depth	40kg	18	Green/Red	\$695.00	\$764.50

# SINGLE TYNE RIPPER & PIPELAYER

**FIELDQUIP**   
...a cut above the rest!

- Solid steel main billet 150mm x 32mm
- CAT I & II
- Heat treated replaceable and reversible chisel point
- 600mm Ripping depth
- Heavy RHS Cross bar 100mm x 100mm x 6mm



FITTED WITH OPTIONAL  
PIPELAYER

**HEAVY DUTY -  
SUITED FOR 35-85HP TRACTORS**

Model	Working Width	Weight	HP (Rec.)	Finish	RRP ex GST	RRP inc GST
STR500	0.15m x .032m 0.6m depth	60kg	35	Green/Red	\$795.00	\$874.50

**HEAVY DUTY -  
PIPELAYER (SUITS STR150)**

Model	Working Width	Weight	HP (Rec.)	Finish	RRP ex GST	RRP inc GST
PLY500 suits STR500	0.07m opening	20kg	35	Green/Red	\$550.00	\$605.00

Photos may contain optional extras. All prices are ex-works (Oakey Qld). Prices and specifications may change without notice.



# LANDSCAPE RAKES

**FIELDQUIP**  ...a cut above the rest!

- Forward or reverse working direction
- 5/16" x 1" rake
- Individual rake teeth for easy repair
- 1 1/4" kingpin
- Optional gauge-wheel kits for LLR72 & LLR84



CLR - Series



Model	Working Width	Weight	HP (Rec.)	Finish	RRP ex GST	RRP inc GST
CLR60-01	1.5mtr	65kg	24	Red Powder Coat	\$1,150.00	\$1,265.00
CLR60-03	1.5mtr	65kg	24	Green Powder Coat	\$1,150.00	\$1,265.00
LLR72-01	1.8mtr	94kg	40	Red Powder Coat	\$1,430.00	\$1,573.00
LLR72-03	1.8mtr	94kg	40	Green Powder Coat	\$1,430.00	\$1,573.00
LLR84-01	2.1mtr	102kg	40	Red Powder Coat	\$1,630.00	\$1,793.00
LLR84-03	2.1mtr	102kg	40	Green Powder Coat	\$1,630.00	\$1,793.00

# BOX BLADES

**FIELDQUIP**  ...a cut above the rest!

Box Blades are ideal tool for finish grading, levelling and backfilling.

- 17-40 HP Tractors
- Cat I hookup with replaceable and reversable cutting edge
- Manually retractable and height adjustable rippers



Model	Working Width	Weight	HP (Rec.)	Finish	RRP ex GST	RRP inc GST
BBX48-01	1.2mtr	118kg	35	Red Powder Coat	\$1,250.00	\$1,375.00
BBX48-03	1.2mtr	118kg	35	Green Powder Coat	\$1,250.00	\$1,375.00
BBX60-01	1.5mtr	148kg	35	Red Powder Coat	\$1,295.00	\$1,424.50
BBX60-03	1.5mtr	148kg	35	Green Powder Coat	\$1,295.00	\$1,424.50
BBX72-01	1.8mtr	176kg	35	Red Powder Coat	\$1,395.00	\$1,534.50
BBX72-03	1.8mtr	176kg	35	Green Powder Coat	\$1,395.00	\$1,534.50

Photos may contain optional extras. All prices are ex-works (Oakey Qld). Prices and specifications may change without notice.

# TILLAGE SERIES



## 3 TYNE RIPPER

- Rugged construction
- Three (3) 225mm (9") reversible points
- 150 x 32 tynes with chamfered edge
- Category 2 linkage
- Rips to 0.6 metre
- Suits tractors up to 90hp
- Adjustable tyne height



Model	Width	Weight	HP (Rec.)	RRP ex GST	RRP inc GST
TTR500	0.15m x 32 Tynes 0.9m depth	160kg	40-90	\$2,195.00	\$2,414.50

# TILLAGE SERIES



## SUBSOILER STANDARD DUTY SINGLE SHANK

- Cat I quick-hitch compatible
- Shear-bolt protected
- Bolt on shank foot, hitch & top link
- 3/4" x 6" shank made from 1060 wear-resistant steel
- Replaceable heat-treated plow points



Model	Working Width	Weight	HP (Rec.)	Finish	RRP ex GST	RRP inc GST
SS1-01	650mm	51kg	20/50	Red Powder Coat	\$2,195.00	\$2,414.50
SS1-03	650mm	51kg	20/50	Green Powder Coat	\$2,195.00	\$2,414.50

Photos may contain optional extras. All prices are ex-works (Oakey Qld). Prices and specifications may change without notice.



# TILLAGE SERIES

**FIELDQUIP**  ...a cut above the rest!

## SUBSOILER HEAVY DUTY SINGLE SHANK

- Cat 1 & 2 quick-hitch compatible
- Triple-lug hitch points
- Parabolic shank for easy ground penetration
- High-carbon steel shanks with replaceable heat-treated plow points
- One 1 1/4" shank



Model	Working Width	Weight	HP (Rec.)	Finish	RRP ex GST	RRP inc GST
HDSS1L-01	587mm	125kg	35/90	Red Powder Coat	\$1,895.00	\$2,084.50
HDSS1L-03	587mm	125kg	35/90	Green Powder Coat	\$1,895.00	\$2,084.50

# TILLAGE SERIES

**FIELDQUIP**  ...a cut above the rest!

## SUBSOILER HEAVY DUTY DOUBLE SHANK

- Cat 1 & 2 quick-hitch compatible
- Triple-lug hitch points
- Parabolic shank for easy ground penetration
- High-carbon steel shanks with replaceable heat-treated plow points
- Two 1 1/4" shank



Model	Working Width	Weight	HP (Rec.)	Finish	RRP ex GST	RRP inc GST
HDSS2L-01	587mm	204kg	40/100	Red Powder Coat	\$3,450.00	\$3,795.00
HDSS2L-03	587mm	204kg	40/100	Green Powder Coat	\$3,450.00	\$3,795.00

Photos may contain optional extras. All prices are ex-works (Oakey Qld). Prices and specifications may change without notice.

# TILLAGE SERIES



## COMPACT LAY OFF PLOW

- Cat. O Quick Hitch compatible
- 5/8" x 3" shank
- Perfect for creating planting beds using a sub compactor tractor
- Replaceable heat treated 8" double wing cutting blade
- Un-matched fit and finish



Model	Weight	HP (Rec.)	Finish	RRP ex GST	RRP inc GST
CLP-01	24kg	25	Red Powder Coat	\$345.00	\$379.50
CLP-03	24kg	25	Green Powder Coat	\$345.00	\$379.50

# TILLAGE SERIES



## LAY OFF PLOW

- Quick hitch compatible
- 3/4" x 4" shank
- 16" double-wing cutting blade
- Replaceable heat-treated 16" double-wing cutting blade



Model	Weight	HP (Rec.)	Finish	RRP ex GST	RRP inc GST
LP-01	34kg	20-50	Green/Red Powder Coat	\$360.00	\$396.00
LP-03	34kg	20-50	Green/Red Powder Coat	\$360.00	\$396.00

Photos may contain optional extras. All prices are ex-works (Oakey Qld). Prices and specifications may change without notice.



# 3PL BALE UNROLLER

**FIELDQUIP**  ...a cut above the rest!



Model	Capacity	Weight	Finish	RRP ex GST	RRP inc GST
3PBU-01	Up to 900kg	148kg	Red Powder Coat	\$2,290.00	\$2,519.00
3PBU-03	Up to 900kg	148kg	Green Powder Coat	\$2,290.00	\$2,519.00

# FEL PALLET FORKS

**FIELDQUIP**  ...a cut above the rest!



Model	Capacity	Weight	Attachment	Finish	RRP ex GST	RRP inc GST
PF48E	1,500kg @ 600mm	140kg	Euro	Green/Black Powder Coat	\$1,290.00	\$1,419.00
PF48JD	1,500kg @ 600mm	140kg	John Deere QA	Green/Black Powder Coat	\$1,290.00	\$1,419.00

Photos may contain optional extras. All prices are ex-works (Oakey Qld). Prices and specifications may change without notice.

# 3PL BALE SPEAR CAT I & 2

**FIELDQUIP**   
...a cut above the rest!



Model	Capacity	Weight	HP (Min.)	Finish	RRP ex GST	RRP inc GST
3PBS-2	1,000kg	44kg	25	Black Powder Coat	\$690.00	\$759.00

# FEL DOUBLE BALE SPEAR

**FIELDQUIP**   
...a cut above the rest!



Model	Capacity	Weight	Attachment	Finish	RRP ex GST	RRP inc GST
BS2E	1,500kg @ 600mm	140kg	Euro	Green/Black Powder Coat	\$1,290.00	\$1,419.00
BS2JD	1,500kg @ 600mm	140kg	John Deere QA	Green/Black Powder Coat	\$1,290.00	\$1,419.00

Photos may contain optional extras. All prices are ex-works (Oakey Qld). Prices and specifications may change without notice.



# LOGSPLITTER

**FIELDQUIP**   
...a cut above the rest!

Split your firewood with ease using Fieldquip's three point linkage hydraulic woodsplitter. The robust galvanised construction can withstand the punishment of continuous use. Safety is paramount as the operator is required to use both hands to control the hydraulic ram.



Model	Blade	Length	Height	Max Log Size	Weight	Pressure	RRP ex GST	RRP inc GST
LS3000	Wedge	710mm	1450mm	38cm	110 kg	14 tonne	\$2,595.00	\$2,854.50



Photos may contain optional extras. All prices are ex-works (Oakey Qld). Prices and specifications may change without notice.

# CONTRACTOR LGP TANKERS



The MAJOR LGP Tanker is a robust vehicle designed and manufactured with the larger producer or contractor in mind. The MAJOR LGP Tanker is unique in design, in that the barrel is supported by a separate chassis.

The position of the axle relative to the machine length means that a perfect balance is achieved with 80% of the weight running on the tanker's axle and the remainder being carried on the tractor drawbar.

The tanker is baffled to prevent 'wave' motions during transport. It is mounted on wide support wear plates to spread the weight reducing tension and stress. 6" filler points are placed on the sides and rear of the tank. These tankers are painted the traditional MAJOR green finish as standard. All MAJOR LGP and Alpine tankers are fitted with hydraulic brakes and side and rears lights as standard and comply fully with regulations for agricultural vehicles.

Model	Description	Litres	RRP ex GST	RRP inc GST
2050 LGP Con	2050gallon 800/65 R32 Alliance	7760ltr	From \$47,995.00	<b>\$52,794.50</b>
2200 Ind	2200gallon IND 560/60/22.5	8327ltr	From \$44,995.00	<b>\$49,494.50</b>
2400 LGP Con	2400gallon 800/65 R32 Alliance	9084ltr	From \$49,995.00	<b>\$54,994.50</b>
2600 LGP Con	2600gallon 800/65 R32 Alliance	9842ltr	From \$51,995.00	<b>\$57,194.50</b>

Options.....

POA

POA

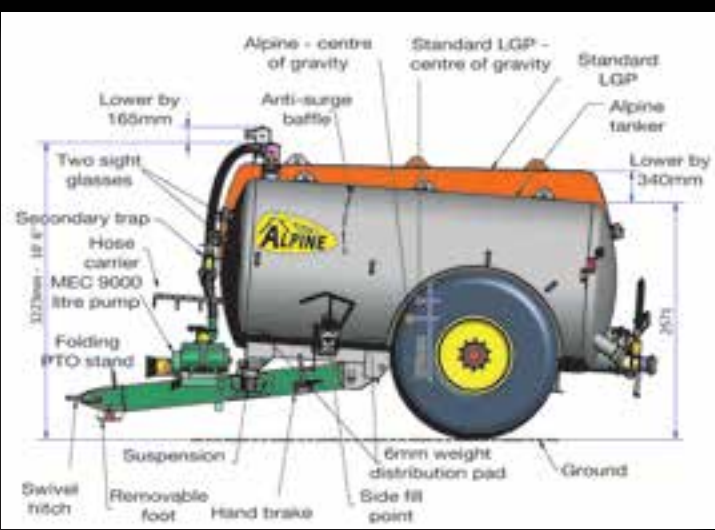


# ALPINE LGP TANKERS



- Industrial specification axle
- Hydraulic braking system
- Removable footing
- Vessel fully reinforced inside to compensate for wheel arches
- Primary and secondary traps to protect pump
- Rubber buffer suspension drawbar
- Swivel hitch and foldable PTO stand
- Full road lighting kit
- Painted finish as standard. A galvanised finish is available as an optional extra.

The Alpine tanker design is based on the contractor LGP specification, but with a dropped axle to give a low centre of gravity. This results in less ground pressure than standard axle tankers and minimal ground damage even in wet conditions. There are three sizes available: 2150, 2300 and 2670 gallons. As with all MAJOR tankers, the inside is baffled to prevent wave motions and improve operator safety.



Model	Description	Litres	RRP ex GST	RRP inc GST
2300 ALP LGP	2300gallon 800/60R32 Alliance	8706ltr	From \$53,995.00	\$59,394.50
2670 ALP LGP	2670gallon 800/65R32 Alliance 181	10107ltr	From \$56,995.00	\$62,694.50

Options..... POA POA

# TANDEM TANKERS

This is the specialist tandem slurry tanker range from MAJOR. All MAJOR tankers are constructed from 6mm steel for maximum strength. These tankers sit upon high specification commercial axles. They are supplied with steering axles as standard, for minimal grounds compaction and easy manoeuvring.

The MAJOR Tandem Tanker is unique in design, in that the barrel is supported by a separate chassis. The position of the axle relative to the machine length means that a perfect balance is achieved with 80% of the weight running on the tanker's axle and the remainder being carried on the tractor drawbar.

As with all MAJOR tankers, the tank is baffled to prevent 'wave' motions during transport.

It is mounted on wide support pads to spread the weight reducing tension and stress. All MAJOR Tandem tankers are fitted with hydraulic brakes and side and rear lights as standard and comply fully with regulations for agricultural vehicles.

These tankers are supplied with a galvanised finish as standard. A painted finish is available as an optional extra.



Model	Description	Litres	RRP ex GST	RRP inc GST
3000TDMSTR	3000gallon twin axle, steering, galv, 560/60/22.5 BKT	11356ltr	From \$79,995.00	<b>\$87,994.50</b>
3500TDMSTR	3500gallon twin axle, steering, galv, 560/60/22.5 BKT	13248ltr	From \$82,995.00	<b>\$91,294.50</b>
2400 LGP Con	2400gallon 800/65 R32 Alliance	9084ltr	From \$49,995.00	<b>\$54,994.50</b>
2600 LGP Con	2600gallon 800/65 R32 Alliance	9842ltr	From \$51,995.00	<b>\$57,194.50</b>

Options.....

POA

POA



Photos may contain optional extras. All prices are ex-works (Oakey Old). Prices and specifications may change without notice.



# TERMS & CONDITIONS

1. All prices and specifications are subject to renewal or alteration without prior notification. Dealers must check prices to satisfy themselves before quoting.
2. Prices are in Australian dollars with both GST inclusive and exclusive.
3. Prices exclude freight except where stated otherwise.
4. It is the dealer's responsibility to check availability of stock before quoting any model or machine for resale.
5. Specifications contained in this pricelist are only an outline. Please consult model specific brochures for complete specifications.
6. Exclusive Dealer Marketing Rights may apply to some products in some areas. It is the dealer's responsibility to check this before quoting any goods for resale.
7. Fieldquip reserves the right not to sell any or all the items included in this pricelist to any potential Purchaser or Reseller.

## WARRANTY TERMS

1. All Fieldquip machinery is covered by a comprehensive warranty against faulty materials and workmanship provided that:
  - (i) The machine is operated in normal use,
  - (ii) The machine is correctly serviced and maintained,
  - (iii) The machine is worked within its stated capacity (ie. horsepower limit and PTO speed),
  - (iv) The machine is not subjected to any modifications or damage from improper use
  - (v) Fieldquip is in receipt of duly signed pre-delivery and installation certificate and warranty documentation.
2. The term of warranty shall be 12 months from date of installation except machines sold into the Hire Industry, these shall be void of warranty.
3. The following items are not covered by Fieldquip warranty;
  - (i) Power take-off shafts and clutches,
  - (ii) Blades, tynes, flails, knives, tyres, wheels, belts, bearings etc,
  - (iii) Freight costs;
  - (iv) Loss of income from the machine due to a warranty fault,
  - (v) Use of non genuine parts.
4. Fieldquip will not cover any repairs performed without Fieldquip personnel prior agreement.

## WARRANTY PROCEDURE

In the event of a product failure please proceed as follows:

5. Phone Fieldquip (07) 4691 1500 and discuss the problem with the customer service team. They will advise how to carry out the repair in the quickest, most effective and efficient way.
6. Advise Fieldquip during this phone call what labour would be involved in the repair work. Fieldquip will authorise the pre-allocated labour allowance for the repair and issue a warranty claim number. No repair is to be commenced without prior authorisation.
7. Fieldquip will post out a warranty claim form. This will specify the allowed labour rate, time allocation and parts to be returned for warranty assessment.
8. Fieldquip will dispatch if needed any parts to carry out the repair work and will invoice and charge the dealer. The faulty parts must be returned for a credit to be raised.
9. Fill out the required forms and return (with faulty parts).
10. Once parts and claim forms are received, parts will be assessed and if the claim is accepted, it will be credited to your account.
11. Claims must be returned within 20 days from date of repair.

NOTE: All photos are for Illustration Purposes only and may be a different model to description.



**Phone: +61 7 4691 1500 Fax: +61 7 4691 1511**  
**199 Bridge Street Oakey Queensland Australia 4401**  
**[www.fieldquip.com.au](http://www.fieldquip.com.au)**

Additional lines may be added or deleted from the range in this guide -  
visit **[www.fieldquip.com.au](http://www.fieldquip.com.au)** for new models and availability

